

**TARRANT COUNTY ACCESS FOR THE HOMELESS
HMIS REPORT**

June 1, 2006 – May 31, 2007

Report for the Month of: January 2007

New Cases

1. Total new cases added to HMIS under this contract: 3,547
 *Service Plans = 71,047 Enrollments= 1,171
2. Total new cases added this month: 560
 *Service Plans =26,478 Enrollments= 188

Training

3. Total training sessions held under this contract: 35
4. Total training sessions this month: 5
5. People trained during this month: 13
6. Organizations trained this month: 6

Help Desk Support

7. Total sites receiving Help Desk support under the contract: 124
8. Total sites receiving Help Desk support this month: 22
9. Calls received this month: 46
10. Organizations receiving Help Desk support this month: 22

Utilization of Software

Reporting Period	Cases:	Service Plans:	Enrollments:
June 06	514	9,781	147
July 06	474	6,591	175
Aug 06	516	8,217	174
Sept 06	301	4,714	152
Oct 06	385	3,829	132
Nov 06	349	3,813	87
Dec 06	425	7,522	114
Jan 07	560	26,478	188
Feb 07			
Mar 07			
Apr 07			
May 07			
Cumulative Totals:	3,547	71,047	1,171

New Activity Entry by Organization

Organization	New Clients	New Services	New Enrollments	Cumulative Client Records	Cumulative Service Records	Cumulative Enrollments
AIDS Outreach Center					1	
All Church Home	15	1	0	23	30	2
Arlington Housing Authority				2	8	
Arlington Life Shelter	15	6	1	337	298	230
Cenikor Foundation	16	0	0	18	0	1
Center of Hope						
Community Enrichment Ctr	0	51	8	39	112	38
Cornerstone Comp. Care	2	0	0	2	0	9
Day Resource Center	14	86	24	52	244	40
Dental Health	5	9	0	31	126	0
Fort Worth Housing	6	12	10	27	13	13
GRACE						
HOPE Foundation						
Legal Aid of North Texas	0	0	0	0	2	0
MHMR Addiction Services	1	0	0	1	0	0
MHMR Specialized Services	1	81	1	7	276	9
Open Arms Home						
Presbyterian Night Shelter	9	0	0	59	24	0
Salvation Army (Arlington)	7	0	3	31	1	4
Salvation Army (Lancaster)	180	12,460	1	1,302	51,953	36
Samaritan House	13	36	6	38	49	43
TCADA	3	109	1	10	658	1
TC Human Services	0	0	0	1	0	0
TCCDD (Day Resource Ctr.)						
Texas Inmate Services	65	161	1	768	1,305	38

Union Gospel Mission	86	13,452	55	274	15,762	417
Urban InterTribal						
Veteran's Admin	0	0	0	3	0	0
VOA Faith Program						
VOA Light Program	0	0	0	22	101	4
SafeHaven of Tarrant County						
YWCA Arl Child Dev.	6	3	9	224	16	157
YWCA FTW Child Dev.	112	6	58	149	37	80
YWCA of FTW	3	5	11	27	107	40
:						
Totals	560	26,478	188	3,521	70,930	1,171

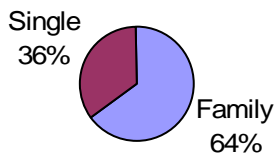
Monthly Logins by Organization / User

User Count by Org		
Organization	# User Login	# Times Logged In
AIDS Outreach Center		
All Church Home	2	20
Arlington Housing Authority		
Arlington Life Shelter	2	17
Cenikor Foundation	4	21
Center of Hope		
Community Enrichment Ctr		
Cornerstone Comp. Care	2	12
Day Resource Center	3	38
Dental Health of Arlington	1	1
Fort Worth Housing	2	23
GRACE		
HOPE Foundation		
Legal Aid of North Texas		
MHMR Addiction Services	1	7
MHMR Specialized Services	1	9
Open Arms Home		
Presbyterian Night Shelter	1	20
Salvation Army (Arlington)	1	6
Salvation Army (Lancaster)	14	370
Samaritan House	2	39
TCADA	4	34
TC Human Services		
TCCDD (Day Resource Ctr.)		
Texas Inmate Services	4	99

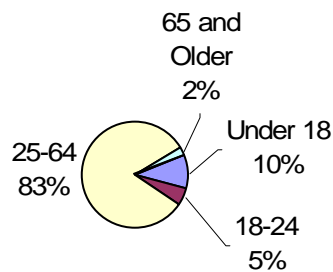
User Count by Org		
Organization	# User Login	# Times Logged In
Union Gospel Mission	12	404
Urban InterTribal		
Veteran's Admin		
VOA Faith Program		
VOA Light Program		
SafeHaven of Tarrant County	1	12
YWCA Arl Child Dev.	2	23
YWCA FTW Child Dev.	1	32
YWCA of FTW	2	18

Demographics (1826 Unduplicated Clients)

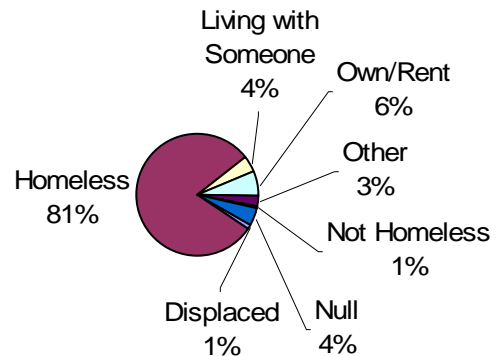
Family/Single Account Status



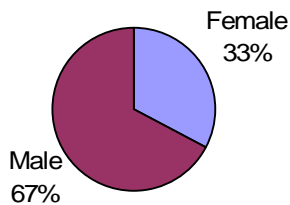
Age of Client



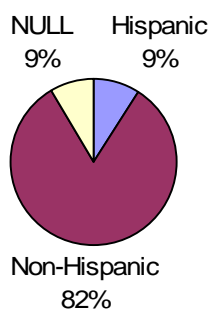
Housing Status



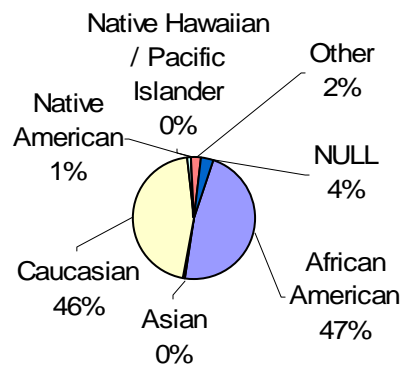
Gender of Client

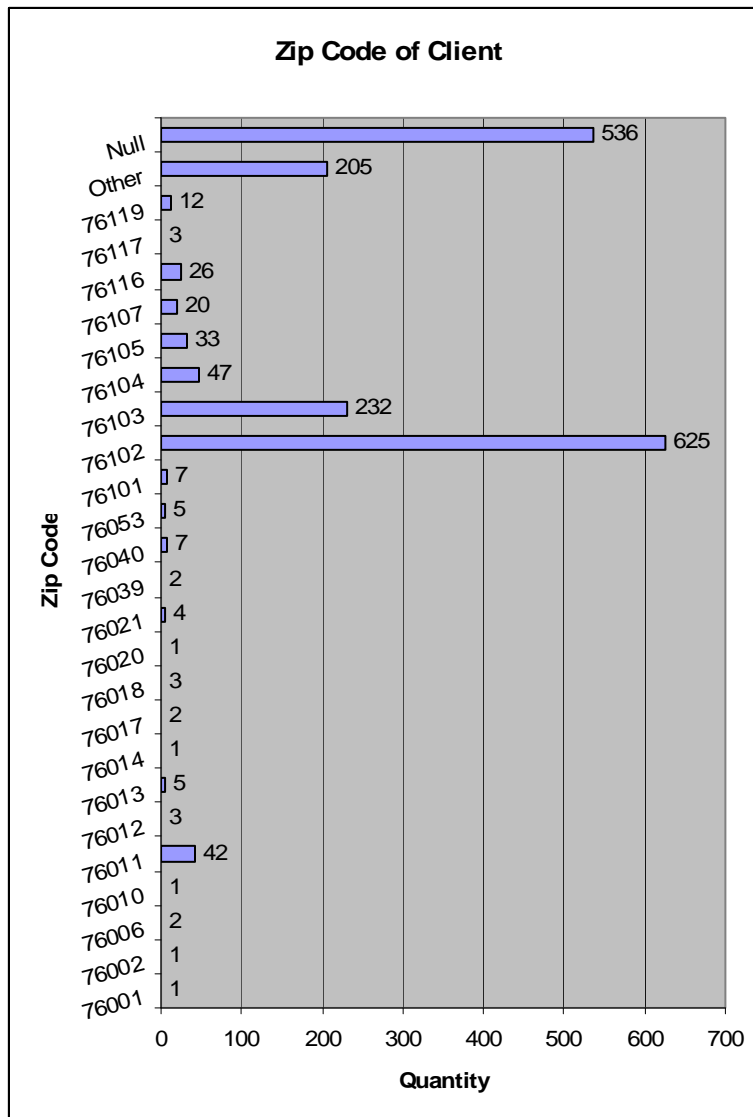
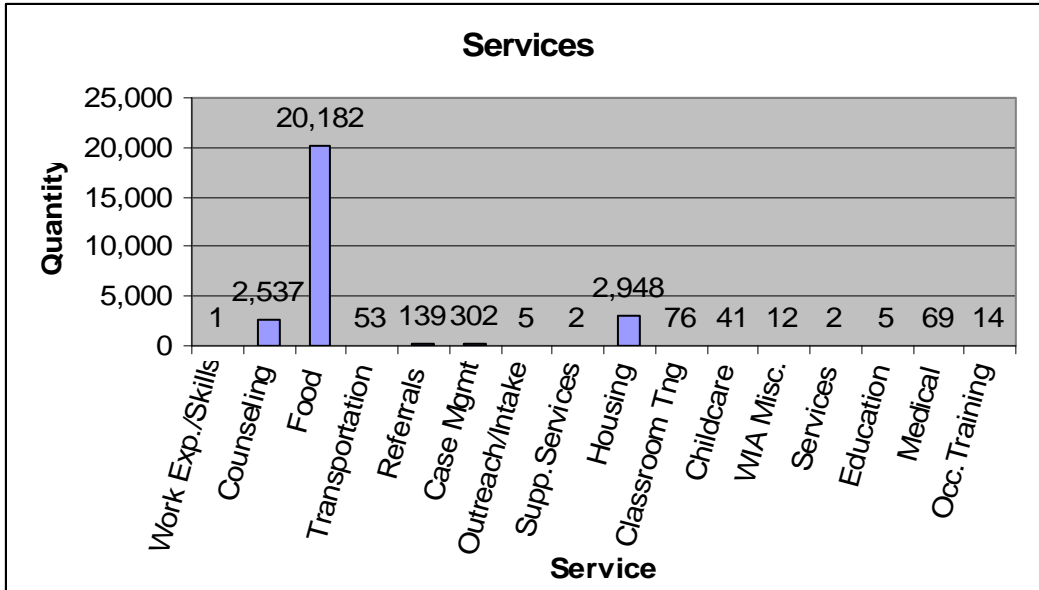


Ethnicity



Race of Client





Information

New or On-going Issues

Any problems or new training needs should be reported to the Help Desk staffed by Services Coordinator Kim Creamer at 817 872-2377, Ext 4 or kcreamer@taccess.org. Messages may be left or, for urgent matters, other ACCESS staff may be contacted:

Network Administrator Richard Hillegas: Ext 5 rhillegas@taccess.org
Technical Assistant Darlene Bauchman-Lopez: Ext 3 dbauchman@taccess.org
Executive Director Steve Braun: Ext 0 ssbraun@taccess.org

Project Goals

1. Implement HMIS software at all 36 HMIS organizations
 - Procure and install hardware/software as needed
 - Users Trained – *goal 70 users*
2. Help Desk Calls logged and resolved – *goal 250 records*
3. Capture all required HMIS client information data – *goal 2,500 client records; 3,000 service plans (Note: services provided to clients already in the Safety Network/HMIS are recorded as Service Plans. Thus, as the system matures the number of new clients entered may be less dramatic but the number of Service Plans should constantly increase)*
 - User Agreements with orgs
 - Semi-Annual Data Integrity Reports
4. Supply financial/program usage (by org, by user) reports to HUD through the APR or as requested – *goal monthly*
 - Monthly Utilization and Client Demographic Reports
 - Semi-Annual Summary Reports
 - Annual Tarrant County Homeless Report