

**TARRANT COUNTY ACCESS FOR THE HOMELESS  
HMIS REPORT**

June 1, 2006 – May 31, 2007

**Report for the Month of: February 2007**

**New Cases**

1. Total new cases added to HMIS under this contract: 4,106  
     \*Service Plans = 95,567                      Enrollments= 1,363
2. Total new cases added this month: 559  
     \*Service Plans =24,520                      Enrollments= 192

**Training**

3. Total training sessions held under this contract: 41
4. Total training sessions this month: 6
5. People trained during this month: 13
6. Organizations trained this month: 8

**Help Desk Support**

7. Total sites receiving Help Desk support under the contract: 141
8. Total sites receiving Help Desk support this month: 17
9. Calls received this month: 69
10. Organizations receiving Help Desk support this month: 17

**Utilization of Software**

Reporting Period	Cases:	Service Plans:	Enrollments:
<b>June 06</b>	514	9,781	147
<b>July 06</b>	474	6,591	175
<b>Aug 06</b>	516	8,217	174
<b>Sept 06</b>	301	4,714	152
<b>Oct 06</b>	385	3,829	132
<b>Nov 06</b>	349	3,813	87
<b>Dec 06</b>	425	7,522	114
<b>Jan 07</b>	560	26,478	188
<b>Feb 07</b>	559	24,520	192
<b>Mar 07</b>			
<b>Apr 07</b>			
<b>May 07</b>			
<b>Cumulative Totals:</b>	4,106	95,567	1,363

---

**New Activity Entry by Organization**


---

Organization	New Clients	New Services	New Enrollments	Cumulative Client Records	Cumulative Service Records	Cumulative Enrollments
AIDS Outreach Center	0	0	0	0	1	0
All Church Home	14	86	21	37	116	23
Arlington Housing Authority	0	0	0	2	8	0
Arlington Life Shelter	0	0	0	337	298	230
Cenikor Foundation	0	0	0	18	0	1
Center of Hope	9	4	3	9	4	3
Community Enrichment Ctr	23	93	33	62	205	71
Cornerstone Comp. Care	20	36	2	22	36	11
Day Resource Center	17	247	22	69	491	62
Dental Health	3	10	0	34	136	0
Fort Worth Housing	7	32	10	34	45	23
GRACE	36	33	4	36	33	4
HOPE Foundation						
Legal Aid of North Texas	0	0	0	0	2	0
MHMR Addiction Services	0	0	0	1	0	0
MHMR Specialized Services	0	59	1	7	335	10
Open Arms Home						
Presbyterian Night Shelter	82	6	0	141	30	0
Salvation Army (Arlington)	1	0	0	32	1	4
Salvation Army (Lancaster)	128	8582	0	1,430	60,535	36
Samaritan House	0	0	0	38	49	43
TCADA	10	193	0	20	851	1
TC Human Services	0	0	0	1	0	0
TCCDD (Day Resource Ctr.)						
Texas Inmate Services	108	179	7	876	1,484	45

Union Gospel Mission	72	14,943	69	346	30,705	486
Urban InterTribal						
Veteran's Admin	0	0	0	3	0	0
VOA Faith Program	6	0	1	6	0	1
VOA Light Program	0	0	0	22	101	4
SafeHaven of Tarrant County	0	5	0	0	5	0
YWCA Arl Child Dev.	12	9	15	236	25	172
YWCA FTW Child Dev.	7	6	3	156	43	83
YWCA of FTW	3	3	1	30	110	41
:						
<b>Totals</b>	<b>559</b>	<b>24,520</b>	<b>192</b>	<b>4,106</b>	<b>95,567</b>	<b>1,363</b>

### Monthly Logins by Organization / User

User Count by Org		
Organization	# User Login	# Times Logged In
AIDS Outreach Center		
All Church Home	2	27
Arlington Housing Authority	1	3
Arlington Life Shelter	0	0
Cenikor Foundation	0	0
Center of Hope	2	44
Community Enrichment Ctr	6	50
Cornerstone Comp. Care	3	22
Day Resource Center	3	65
Dental Health of Arlington	1	4
Fort Worth Housing	2	15
GRACE	4	67
HOPE Foundation		
Legal Aid of North Texas		
MHMR Addiction Services	0	0
MHMR Specialized Services	1	4
Open Arms Home		
Presbyterian Night Shelter	4	71
SafeHaven of Tarrant County	1	1
Salvation Army (Arlington)	1	7
Salvation Army (Lancaster)	15	386
Samaritan House	2	15
TCADA	3	15
TC Human Services		
TCCDD (Day Resource Ctr.)		

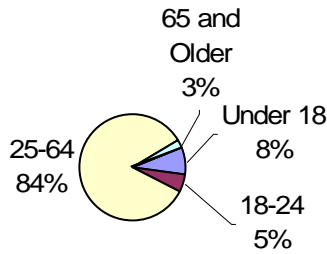
User Count by Org		
Organization	# User Login	# Times Logged In
Texas Inmate Services	5	231
Union Gospel Mission	14	447
Urban Inter Tribal		
Veteran's Admin		
VOA Faith Program	3	13
VOA Light Program		
YWCA Arl Child Dev.	1	7
YWCA FTW Child Dev.	1	4
YWCA of FTW	1	7

**Demographics ( 1849 Unduplicated Clients)**

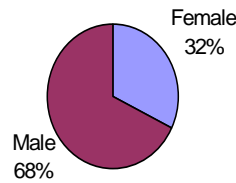
Family/Single Account Status



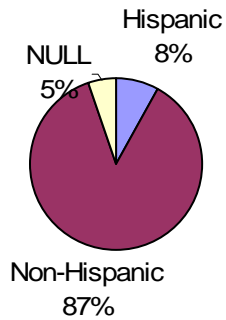
Age of Client



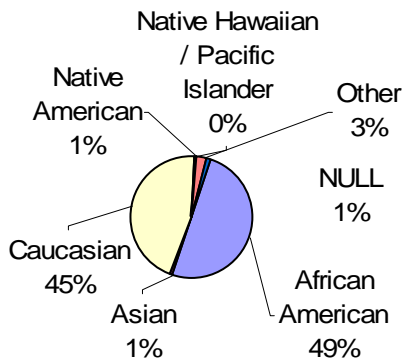
Gender of Client



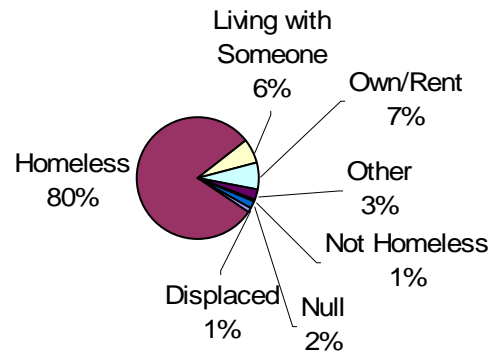
Ethnicity



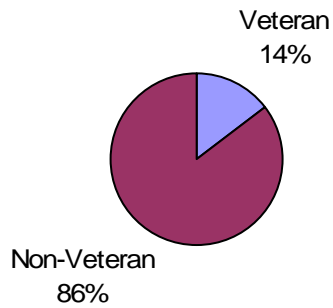
Race of Client



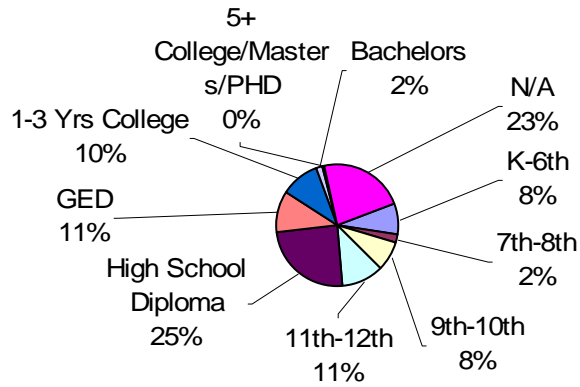
Housing Status



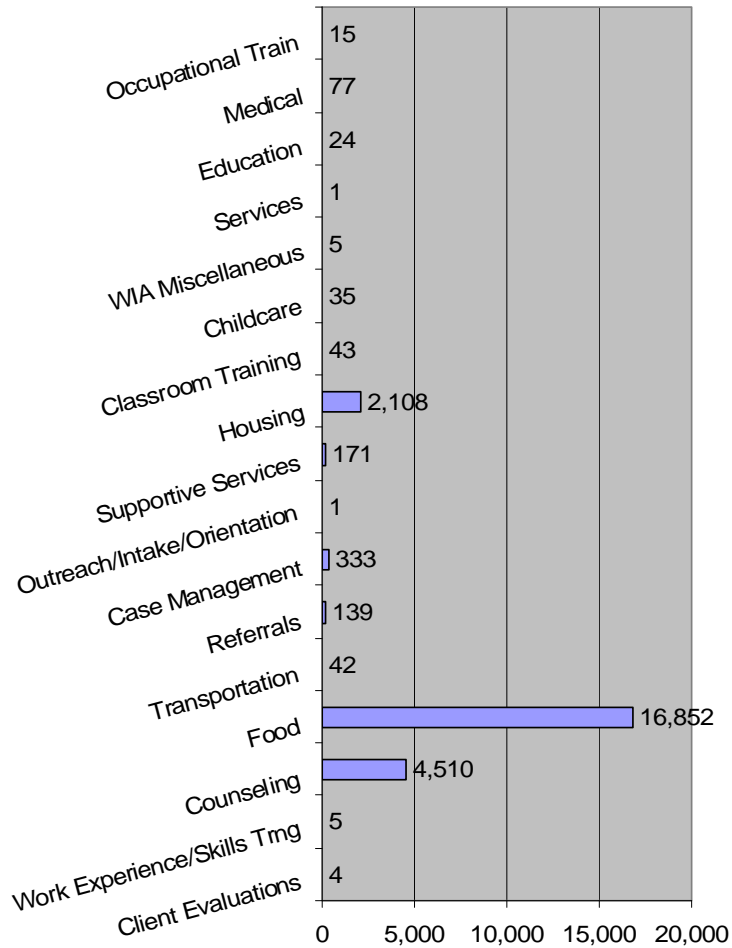
Veteran Status

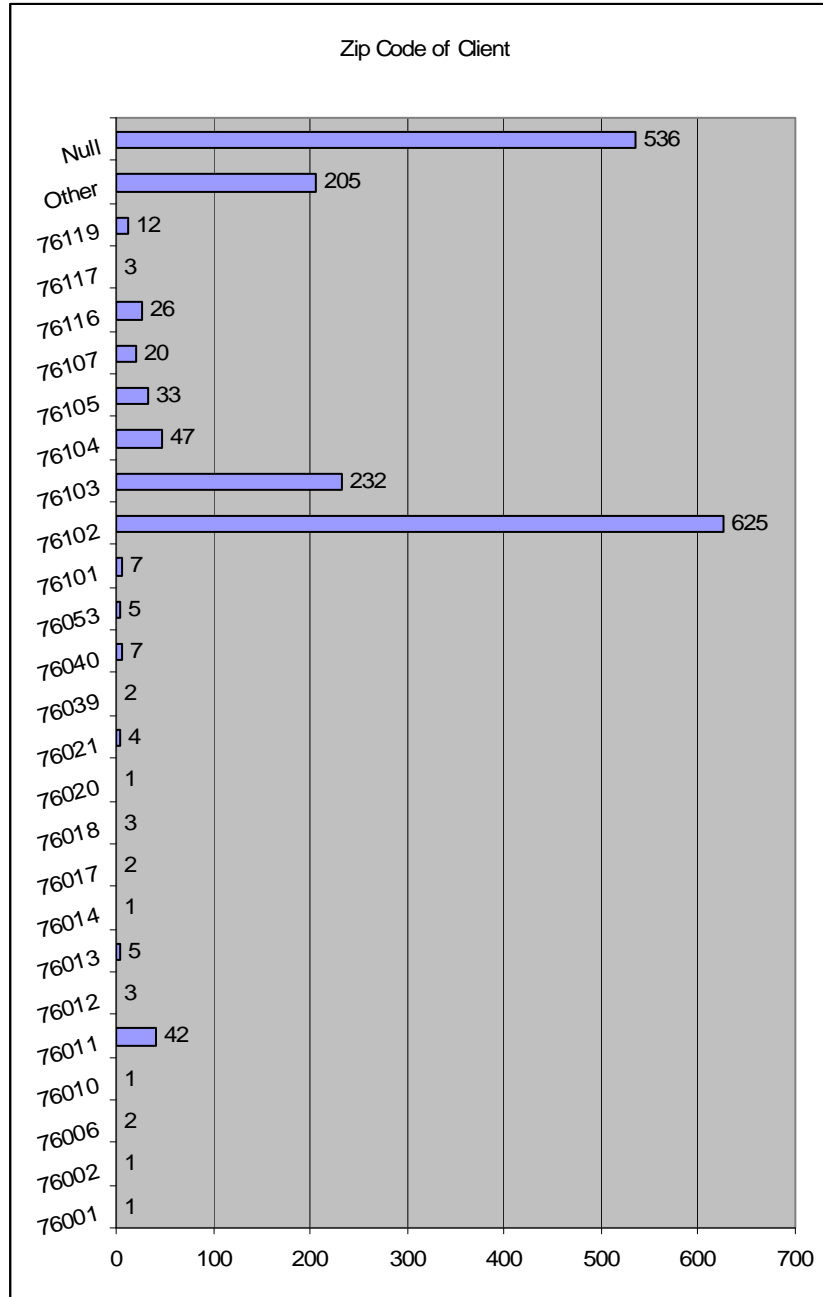


Education



Services Provided






---

**Information**

**New or On-going Issues**

Any problems or new training needs should be reported to the Help Desk staffed by Services Coordinator Kim Creamer at 817 872-2377, Ext 4 or [kcreamer@taccess.org](mailto:kcreamer@taccess.org). Messages may be left or, for urgent matters, other ACCESS staff may be contacted:

Network Administrator Richard Hillegas: Ext 5     [rhillegas@taccess.org](mailto:rhillegas@taccess.org)  
 Technical Assistant Darlene Bauchman-Lopez: Ext 3     [dbauchman@taccess.org](mailto:dbauchman@taccess.org)  
 Executive Director Steve Braun: Ext 0     [sbraun@taccess.org](mailto:sbraun@taccess.org)

## **Project Goals**

1. Implement HMIS software at all 36 HMIS organizations
  - Procure and install hardware/software as needed
  - Users Trained – *goal 70 users*
2. Help Desk Calls logged and resolved – *goal 250 records*
3. Capture all required HMIS client information data – *goal 2,500 client records; 3,000 service plans (Note: services provided to clients already in the Safety Network/HMIS are recorded as Service Plans. Thus, as the system matures the number of new clients entered may be less dramatic but the number of Service Plans should constantly increase)*
  - User Agreements with orgs
  - Semi-Annual Data Integrity Reports
4. Supply financial/program usage (by org, by user) reports to HUD through the APR or as requested – *goal monthly*
  - Monthly Utilization and Client Demographic Reports
  - Semi-Annual Summary Reports
  - Annual Tarrant County Homeless Report