

**TARRANT COUNTY ACCESS FOR THE HOMELESS  
HMIS REPORT**

January 1, 2008 – December 31, 2008

**Report for the Month of: February 2008**

**New Cases**

1. 2008 HMIS totals:  
 New Clients = 406      Service Entries = 40,141      Enrollments= 307      Exits=244
2. Tarrant County ACCESS grant contract totals ( June 1, 2007 –May 31, 2008):  
 New Clients = 3,828      Service Entries = 311,595      Enrollments= 1,928      Exits=1,487
3. Monthly totals:  
 New Clients = 406      Service Entries = 40,141      Enrollments= 307      Exits=244

**Training**

4. Total trainings held in 2008:   10
5. Total trainings held under current contract:   33
6. Total training sessions this month:       4
7. People trained during this month:       11
8. Organizations trained this month:       4

**Help Desk Support**

7. Total sites receiving Help Desk support this year:   38
8. Total sites receiving Help Desk support under the contract:  303
9. Total sites receiving Help Desk support this month:       18
10. Calls received this month:                   74
11. Organizations receiving Help Desk support this month:                   18

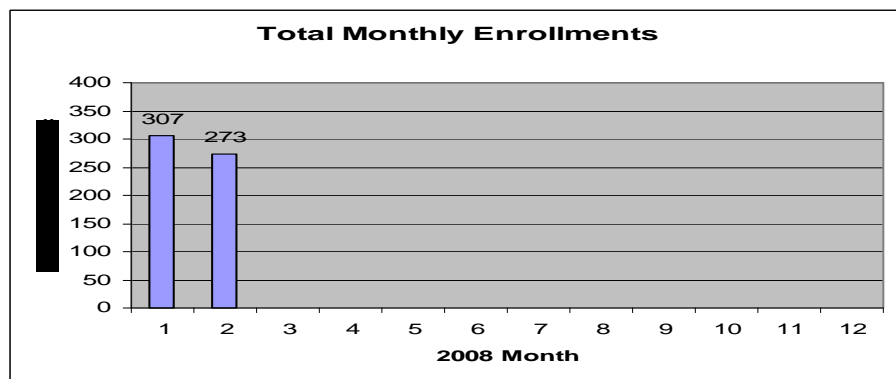
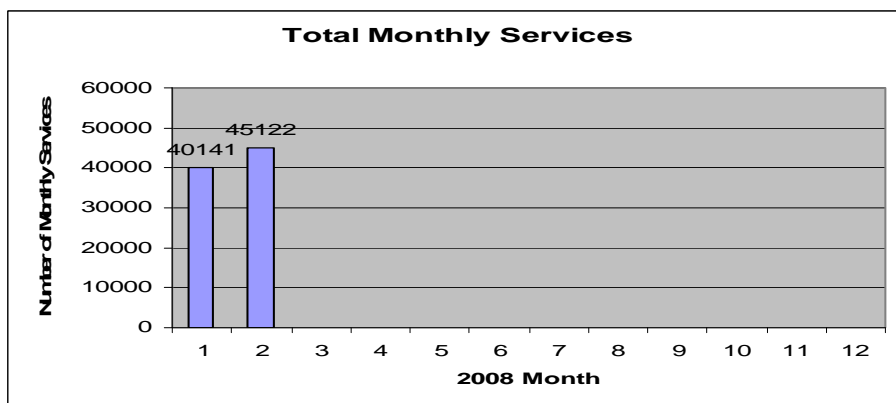
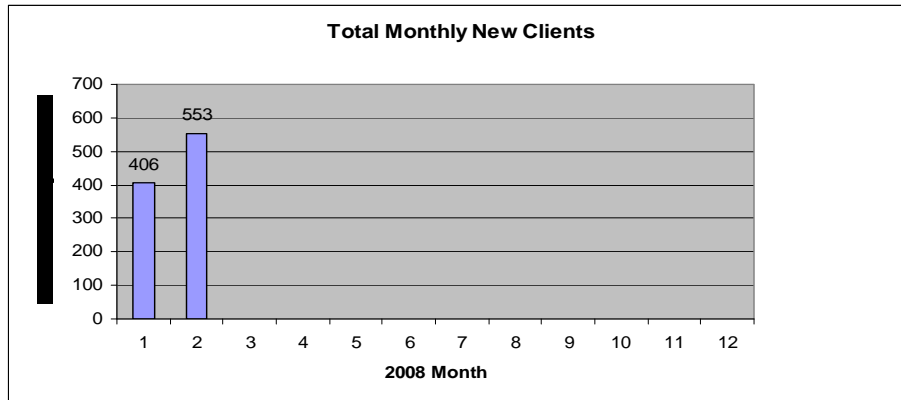
**Utilization of Software**

Reporting Period	New Clients:	Service Entries:	Enrollments:	Exits:
<b>Jan 08</b>	406	40,141	307	244
<b>Feb 08</b>	553	45,194	291	237
<b>Mar 08</b>				
<b>Apr 08</b>				
<b>May 08</b>				
<b>June 08</b>				
<b>July 08</b>				
<b>Aug 08</b>				
<b>Sept 08</b>				
<b>Oct 08</b>				
<b>Nov 08</b>				
<b>Dec 08</b>				
<b>Cumulative Totals:</b>	<b>959</b>	<b>85,335</b>	<b>598</b>	<b>481</b>

**Activity Entry by Organization**

Organization	Current Month				Calendar Year				Tarrant County ACCESS Grant Period			
	Clients	Services	Enrollments	Exits	Clients	Services	Enrollments	Exits	Clients	Services	Enrollments	Exits
All Church Home	13	197	15	20	29	452	34	31	282	2895	193	153
Arlington Housing Authority	2	86	0	1	12	166	10	7	80	192	25	50
Arlington Life Shelter	177	7758	55	41	281	14982	135	110	676	30521	488	391
Cenikor Foundation	0	0	0	0	0	0	0	0	0	0	0	0
Center of Hope	0	0	0	0	0	5	0	0	7	10	1	1
Community Enrichment Ctr	13	68	11	21	27	75	15	38	71	155	31	49
Cornerstone Comp. Care	0	55	5	4	0	104	5	4	50	445	82	39
Day Resource Center	28	5166	8	0	46	8451	23	0	154	30297	41	0
Dental Health	1	1	0	0	4	12	0	0	21	57	0	0
Fort Worth Housing	6	13	16	14	6	13	21	25	31	68	68	60
GRACE	2	19	1	7	2	43	2	12	8	213	9	15
Legal Aid of North Texas	3	2	2	4	7	5	5	4	7	8	6	5
MHMR Addiction Services	0	0	0	0	0	0	0	0	0	1	0	0
MHMR Specialized Services	0	0	0	0	2	17	0	0	8	283	6	19
Open Arms Home	0	10	1	0	7	10	1	0	7	10	1	0
Presbyterian Night Shelter	15	10	7	2	36	3915	12	7	348	36669	102	40
Salvation Army (Arlington)	12	35	10	6	24	51	33	11	74	161	108	21
Salvation Army (Lancaster)	139	8134	17	20	245	12403	38	26	1052	50180	66	58
Samaritan House	9	810	9	4	11	831	11	11	43	1171	48	49
Resource Recovery Council	0	0	0	1	0	31	0	1	8	1398	43	3
Safe Haven of Tarrant County	0	0	0	0	0	0	0	0	20	115	28	0
TC Human Services	0	0	0	0	0	0	0	0	0	0	0	0
TCCDD (University Dr.)	0	29	6	1	2	31	6	1	10	43	8	1
Texas ReEntry Services	0	6	1	0	1	14	1	0	553	1159	20	5
Union Gospel Mission	61	22550	52	35	109	43289	111	95	443	188776	428	376
Veteran's Admin	0	0	0	0	0	0	0	0	0	0	0	0
VOA Faith Program	0	0	0	0	0	0	0	0	0	1	0	0
VOA Light Program	8	128	20	13	21	223	37	17	143	509	80	67
YWCA Arl Child Dev.	21	8	19	31	36	23	57	57	218	105	221	203
YWCA FTW Child Dev.	38	0	30	3	44	79	34	3	87	86	83	9
YWCA of FTW	5	109	6	9	7	109	7	21	17	798	27	35
<b>Totals:</b>	<b>553</b>	<b>45,194</b>	<b>291</b>	<b>237</b>	<b>959</b>	<b>85,334</b>	<b>598</b>	<b>481</b>	<b>4,418</b>	<b>346,326</b>	<b>2,213</b>	<b>1,649</b>

Clients = New client records created, is not clients served  
 Services = services provided  
 Enrollments = new clients enrolled in program, includes children  
 Exits = number of clients exiting enrollment, includes children



---

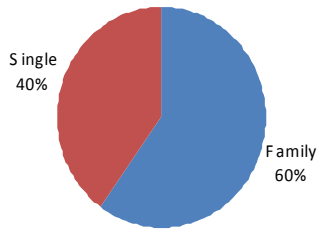
**Monthly Logins by Organization / User**


---

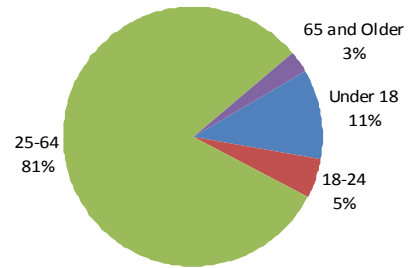
<b>User Count by Org</b>		
<b>Organization</b>	<b># User Login</b>	<b># Times Logged In</b>
All Church Home	3	18
Arlington Housing Authority	1	7
Arlington Life Shelter	4	246
Cenikor Foundation	0	0
Center of Hope	0	0
Community Enrichment Ctr	5	23
Cornerstone Comp. Care	1	2
Day Resource Center	7	299
Dental Health of Arlington	1	2
Fort Worth Housing	1	13
GRACE	3	15
Legal Aid of North Texas	3	8
MHMR Addiction Services	0	0
MHMR Specialized Services	1	1
Open Arms Home	1	1
Presbyterian Night Shelter	10	123
SafeHaven of Tarrant County	0	0
Salvation Army (Arlington)	1	4
Salvation Army (Lancaster)	8	250
Samaritan House	3	142
Resource Recovery Council	3	4
TC Human Services	0	0
TCCDD (University Dr.)	0	0
Texas ReEntry Services	3	68
Union Gospel Mission	19	657
Veteran's Admin	0	0
VOA Faith Program	0	0
VOA Light Program	1	7
YWCA Arl Child Dev.	1	16
YWCA FTW Child Dev.	1	42
YWCA of FTW	3	58

**Demographics ( 2,052 Unduplicated Clients for January 2008)**

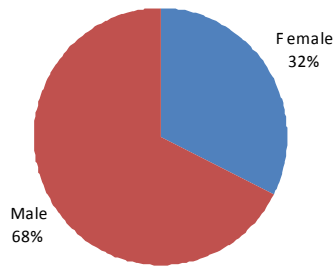
**Family/Single Account Status**



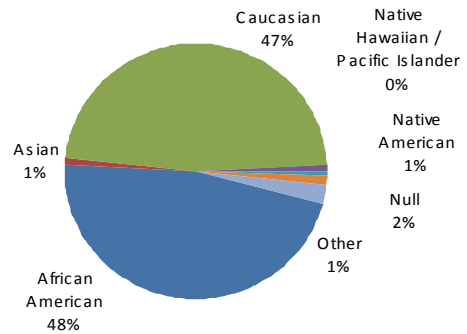
**Age of Client**



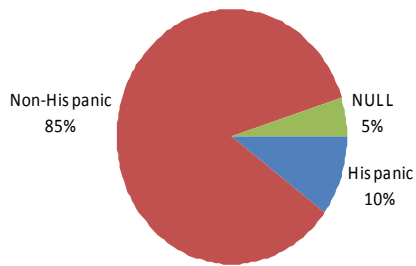
**Gender of Client**



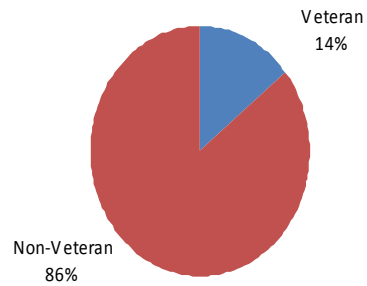
**Race of Client**



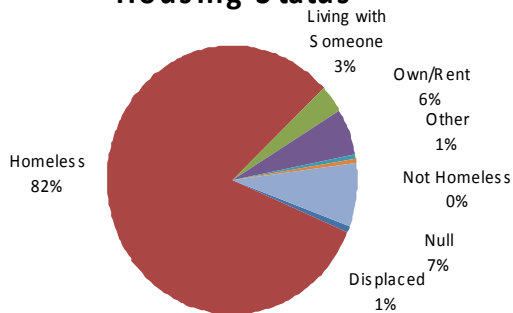
**Ethnicity**



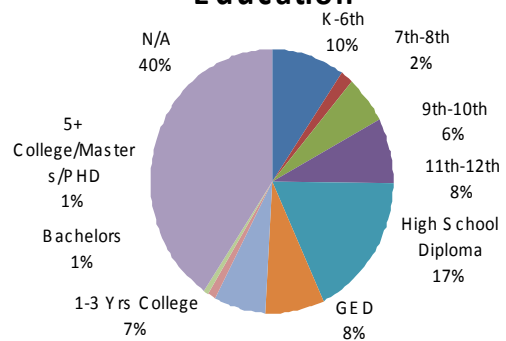
**Veteran Status**




**Housing Status**

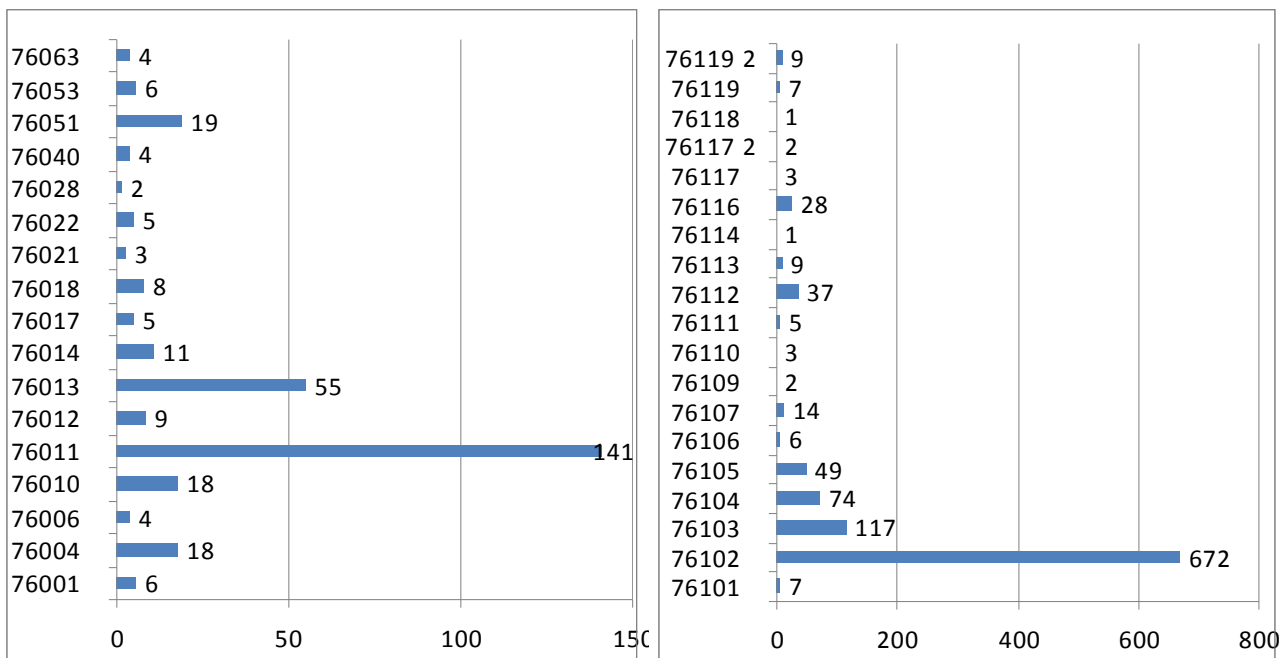


**Education**





### Zip Codes of Clients



#### Information

#### New or On-going Issues

Any problems or new training needs should be reported to the Help Desk staffed by Services Coordinator Kim Creamer at 817 872-2377, Ext 4 or [kcreamer@taccess.org](mailto:kcreamer@taccess.org). Messages may be left or, for urgent matters, other ACCESS staff may be contacted:

Network Administrator Richard Hillegas: Ext 2  
 Executive Director Steve Braun: Ext 0

[rhillegas@taccess.org](mailto:rhillegas@taccess.org)  
[ssbraun@taccess.org](mailto:ssbraun@taccess.org)

## **Project Goals**

1. Implement HMIS TC at a minimum of 97% (at least 32) of the targeted list of 33 organizations in the HMIS
  - Procure and install hardware/software as needed
  - Users Trained – *goal 50 users*
2. Help Desk Calls logged and resolved – *goal 250 records*
3. Capture all required HMIS client information data – *goal 1,500 client records; 50,000 service plans (Note: services provided to clients already in the Safety Network/HMIS are recorded as Service Plans. Thus, as the system matures the number of new clients entered may be less dramatic but the number of Service Plans should constantly increase)*
  - User Agreements with orgs
  - Semi-Annual Data Integrity Reports
  - MOAs between ACCESS, Continuum of Care (CoC), and all HMIS sites by November 2007
4. HMIS will ensure the integrity of HMIS data system.
  - a. Running Data Integrity Reports on the HMIS at least quarterly
5. Supply financial/program usage (by org, by user) reports to HUD through the APR or as requested – *goal monthly*
  - Monthly Utilization and Client Demographic Reports
  - Semi-Annual Summary Reports
  - Annual Tarrant County Homeless Report