

**TARRANT COUNTY ACCESS FOR THE HOMELESS
HMIS REPORT**

June 1, 2006 – May 31, 2007

Report for the Month of: March 2007

New Cases

1. Total new cases added to HMIS under this contract: 4,611
 Service Entry = 131,543 Enrollments= 1,567 Exits=150*
2. Total new cases added this month: 505
 Service Entry =35,976 Enrollments= 204 Exits=150*

*Exit data collected starting March 2007

Training

3. Total training sessions held under this contract: 45
4. Total training sessions this month: 4
5. People trained during this month: 10
6. Organizations trained this month: 4

Help Desk Support

7. Total sites receiving Help Desk support under the contract: 156
8. Total sites receiving Help Desk support this month: 15
9. Calls received this month: 64
10. Organizations receiving Help Desk support this month: 15

Utilization of Software

Reporting Period	Cases:	Service Plans:	Enrollments:	Exits
June 06	514	9,781	147	
July 06	474	6,591	175	
Aug 06	516	8,217	174	
Sept 06	301	4,714	152	
Oct 06	385	3,829	132	
Nov 06	349	3,813	87	
Dec 06	425	7,522	114	
Jan 07	560	26,478	188	
Feb 07	559	24,520	192	
Mar 07	505	35,976	204	150
Apr 07				
May 07				
Cumulative Totals:	4,611	131,543	1,567	150

New Activity Entry by Organization

Organization	New Clients	New Services	New Enrollments	New Exits	Cumulative Client Records	Cumulative Service Records	Cumulative Enrollments	Cumulative Exits
AIDS Outreach Center	0	0	0	0	0	1	0	0
All Church Home	29	357	17	15	66	473	40	15
Arlington Housing Authority	35	42	6	0	37	50	6	0
Arlington Life Shelter	2	9	1	1	339	307	231	1
Cenikor Foundation	0	0	0	0	18	0	1	0
Center of Hope	12	39	1	4	21	43	4	4
Community Enrichment Ctr	21	94	26	9	83	299	97	9
Cornerstone Comp. Care	5	5	7	3	27	41	18	3
Day Resource Center	51	3,582	4	2	120	4,073	182	2
Dental Health	6	10	0	0	40	146	0	0
Fort Worth Housing	22	36	9	12	56	81	32	12
GRACE	11	17	32	2	47	50	36	2
HOPE Foundation	0	0	0	0	0	0	0	0
Legal Aid of North Texas	0	0	0	0	0	2	0	0
MHMR Addiction Services	0	0	0	0	1	0	0	0
MHMR Specialized Services	1	54	0	0	8	389	10	0
Open Arms Home	0	0	0	0	0	0	0	0
Presbyterian Night Shelter	55	6,672	1	0	196	6,702	1	0
Salvation Army (Arlington)	14	10	0	1	46	11	4	1
Salvation Army (Lancaster)	42	4,522	4	9	1,472	65,057	40	9
Samaritan House	5	9	8	11	43	58	51	11
TCADA	0	256	3	3	20	1,107	4	3
TC Human Services	28	0	0	0	29	0	0	0
TCCDD (Day Resource Ctr.)	0	0	0	0	0	0	0	0

Texas Inmate Services	83	139	1	1	959	1,623	46	1
Union Gospel Mission	47	20,097	49	55	393	50,802	535	55
Urban InterTribal	0	0	0	0	0	0	0	0
Veteran's Admin	0	0	0	0	3	0	0	0
VOA Faith Program	6	0	0	0	12	0	1	0
VOA Light Program	0	0	0	0	22	101	4	0
SafeHaven of Tarrant County	0	0	0	0	0	5	0	0
YWCA Arl Child Dev.	36	14	21	7	272	39	193	7
YWCA FTW Child Dev.	0	12	14	7	156	55	97	7
YWCA of FTW	0	0	0	8	30	110	41	8
:								
Totals	505	35,976	204	150	4,611	131,543	1,567	150

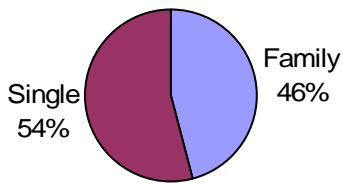
Monthly Logins by Organization / User

User Count by Org		
Organization	# User Login	# Times Logged In
AIDS Outreach Center- Arlington	2	73
All Church Home	3	37
Arlington Housing Authority	3	25
Arlington Life Shelter	2	7
Cenikor Foundation	0	0
Center of Hope	1	36
Community Enrichment Ctr	4	61
Cornerstone Comp. Care	2	5
Day Resource Center	3	246
Dental Health of Arlington	1	1
Fort Worth Housing	2	33
GRACE	3	24
HOPE Foundation	0	0
Legal Aid of North Texas	0	0
MHMR Addiction Services	0	0
MHMR Specialized Services	1	11
Open Arms Home	0	0
Presbyterian Night Shelter	4	223
SafeHaven of Tarrant County	0	0
Salvation Army (Arlington)	1	6
Salvation Army (Lancaster)	14	189
Samaritan House	2	19
TCADA	2	13

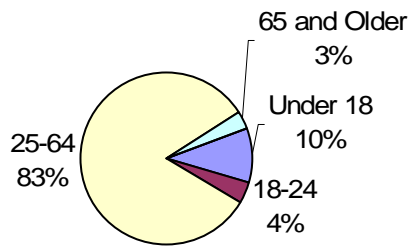
User Count by Org		
Organization	# User Login	# Times Logged In
TC Human Services	1	5
TCCDD (Day Resource Ctr.)	0	0
Texas Inmate Services	5	124
Union Gospel Mission	16	479
Urban Inter Tribal	0	0
Veteran's Admin	0	0
VOA Faith Program	0	0
VOA Light Program	0	0
YWCA Arl Child Dev.	1	23
YWCA FTW Child Dev.	0	0
YWCA of FTW	0	5

Demographics (1993 Unduplicated Clients for March 2007)

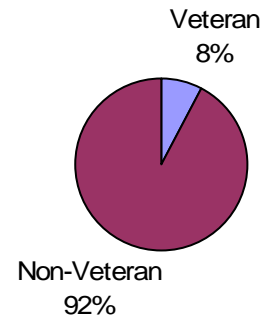
Family/Single Account Status



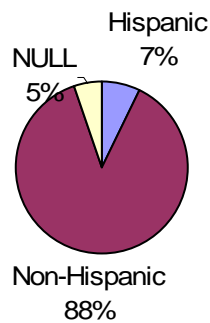
Age of Client



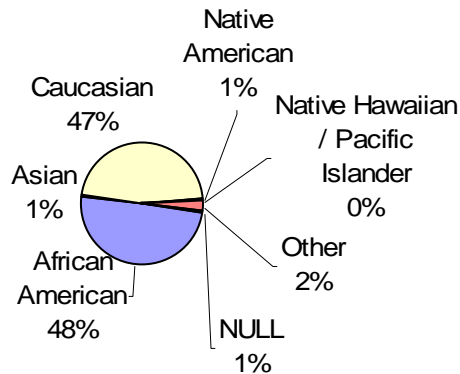
Veteran Status



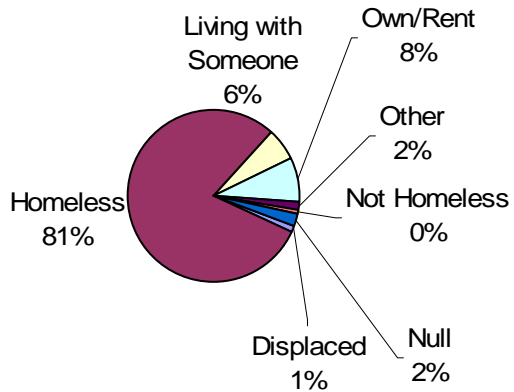
Ethnicity



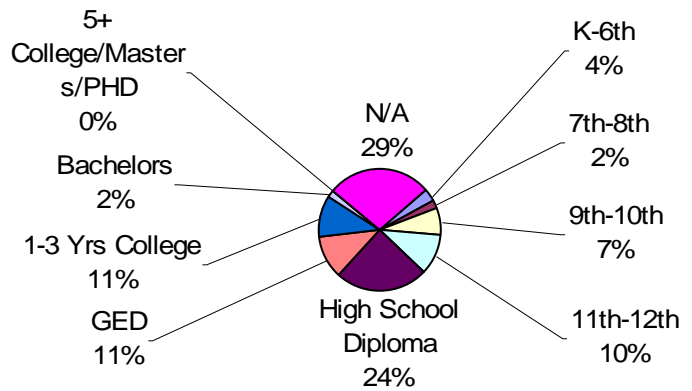
Race of Client



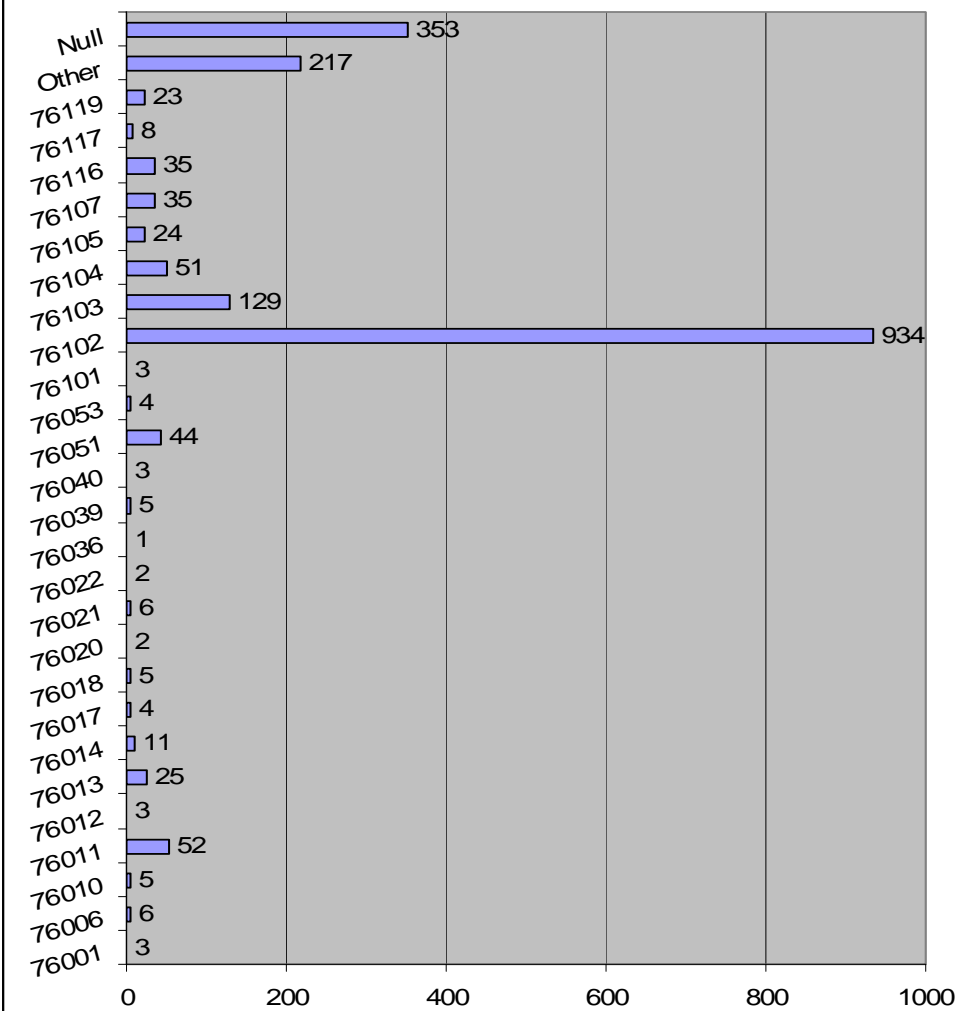
Housing Status

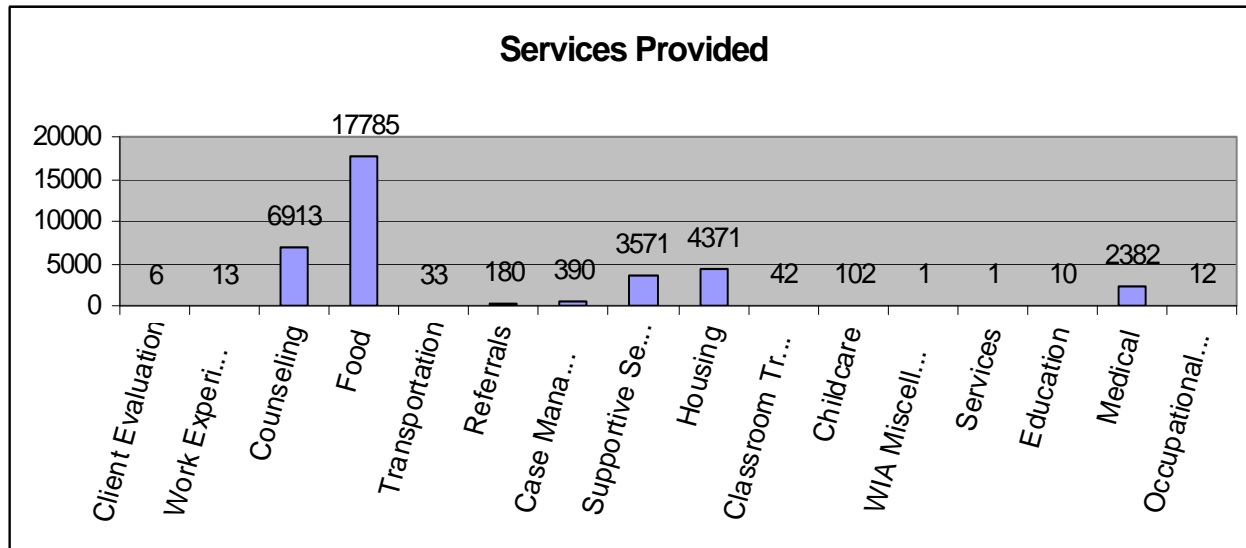


Education



Zip Code of Client





Information

New or On-going Issues

Any problems or new training needs should be reported to the Help Desk staffed by Services Coordinator Kim Creamer at 817 872-2377, Ext 4 or kcreamer@tcaccess.org. Messages may be left or, for urgent matters, other ACCESS staff may be contacted:

Network Administrator Richard Hillegas: Ext 5 rhillegas@tcaccess.org

Technical Assistant Darlene Bauchman-Lopez: Ext 3 dbauchman@tcaccess.org

Executive Director Steve Braun: Ext 0 ssbraun@tcaccess.org

Project Goals

1. Implement HMIS software at all 36 HMIS organizations
 - Procure and install hardware/software as needed
 - Users Trained – goal 70 users
2. Help Desk Calls logged and resolved – goal 250 records
3. Capture all required HMIS client information data – goal 2,500 client records; 3,000 service plans (Note: services provided to clients already in the Safety Network/HMIS are recorded as Service Plans. Thus, as the system matures the number of new clients entered may be less dramatic but the number of Service Plans should constantly increase)
 - User Agreements with orgs
 - Semi-Annual Data Integrity Reports
4. Supply financial/program usage (by org, by user) reports to HUD through the APR or as requested – goal monthly
 - Monthly Utilization and Client Demographic Reports
 - Semi-Annual Summary Reports
 - Annual Tarrant County Homeless Report