

**TARRANT COUNTY ACCESS FOR THE HOMELESS
HMIS REPORT**

June 1, 2006 – May 31, 2007

Report for the Month of: April 2007

New Cases

1. Total new clients added to HMIS under this contract: 5,127
 Service Entries = 180,962 Enrollments= 1,797 Exits=269*
2. Total new clients added this month: 516
 Service Entries =49,419 Enrollments= 230 Exits=119

*Exit data collected starting March 2007

Training

3. Total training sessions held under this contract: 48
4. Total training sessions this month: 3
5. People trained during this month: 13
6. Organizations trained this month: 4

Help Desk Support

7. Total sites receiving Help Desk support under the contract: 178
8. Total sites receiving Help Desk support this month: 22
9. Calls received this month: 56
10. Organizations receiving Help Desk support this month: 22

Utilization of Software

Reporting Period	New Clients:	Service Entries:	Enrollments:	Exits:
June 06	514	9,781	147	
July 06	474	6,591	175	
Aug 06	516	8,217	174	
Sept 06	301	4,714	152	
Oct 06	385	3,829	132	
Nov 06	349	3,813	87	
Dec 06	425	7,522	114	
Jan 07	560	26,478	188	
Feb 07	559	24,520	192	
Mar 07	505	35,976	204	150
Apr 07	516	49,419	203	119
May 07				
Cumulative Totals:	5,127	180,962	230	269

New Activity Entry by Organization

Organization	New Clients	New Services	New Enrollments	New Exits	Cumulative Client Records	Cumulative Service Records	Cumulative Enrollments	Cumulative Exits
AIDS Outreach Center	9	0	0	0	9	1	0	0
All Church Home	14	178	21	21	80	651	21	21
Arlington Housing Authority	0	0	0	0	37	50	6	0
Arlington Life Shelter	4	0	1	4	343	307	232	5
Cenikor Foundation	0	0	0	0	18	0	1	0
Center of Hope	0	0	0	0	21	43	4	4
Community Enrichment Ctr	2	10	0	6	85	309	97	15
Cornerstone Comp. Care	13	44	0	0	40	85	18	3
Day Resource Center	9	3,474	0	0	129	7,547	182	2
Dental Health	3	0	0	0	43	146	0	0
Fort Worth Housing	7	28	17	10	63	109	49	22
GRACE	1	23	1	0	48	73	37	2
HOPE Foundation	0	0	0	0	0	0	0	0
Legal Aid of North Texas	0	0	0	0	0	2	0	0
MHMR Addiction Services	0	0	0	0	1	0	0	0
MHMR Specialized Services	3	87	4	4	11	476	14	4
Open Arms Home	0	0	0	0	0	0	0	0
Presbyterian Night Shelter	82	16,225	88	0	278	22,927	89	0
Salvation Army (Arlington)	3	43	5	0	49	54	9	1
Salvation Army (Lancaster)	194	6,730	3	4	1,666	71,787	43	13
Samaritan House	5	2	2	2	48	60	53	13
Resource Recovery Council	3	214	9	11	23	1,321	13	14
TC Human Services	0	0	0	0	29	0	0	0

TCCDD (Day Resource Ctr.)	0	0	0	0	0	0	0	0
Texas Inmate Services	75	148	0	0	1,034	1,771	46	1
Union Gospel Mission	27	22,056	45	41	420	72,858	580	96
Urban InterTribal	0	0	0	0	0	0	0	0
Veteran's Admin	0	0	0	0	3	0	0	0
VOA Faith Program	6	0	0	0	12	0	1	0
VOA Light Program	1	0	0	0	23	101	4	0
SafeHaven of Tarrant County	0	0	0	0	0	5	0	0
YWCA Arl Child Dev.	22	9	22	14	294	48	215	29
YWCA FTW Child Dev.	28	0	5	2	184	55	102	9
YWCA of FTW	10	130	4	4	40	240	45	12
:								
Totals	516	49,419	203	119	5,127	180,962	1,797	269

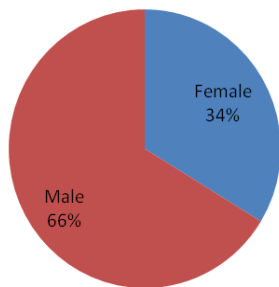
Monthly Logins by Organization / User

User Count by Org		
Organization	# User Login	# Times Logged In
AIDS Outreach Center- Arlington	2	35
All Church Home	2	19
Arlington Housing Authority	0	0
Arlington Life Shelter	2	10
Cenikor Foundation	0	0
Center of Hope	1	1
Community Enrichment Ctr	4	9
Cornerstone Comp. Care	3	40
Day Resource Center	5	191
Dental Health of Arlington	1	4
Fort Worth Housing	1	11
GRACE	1	2
HOPE Foundation	0	0
Legal Aid of North Texas	0	0
MHMR Addiction Services	1	5
MHMR Specialized Services	1	12
Open Arms Home	0	0
Presbyterian Night Shelter	14	391
SafeHaven of Tarrant County	0	0
Salvation Army (Arlington)	1	9
Salvation Army (Lancaster)	15	323

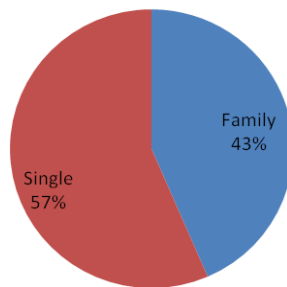
User Count by Org		
Organization	# User Login	# Times Logged In
Samaritan House	2	12
Resource Recovery Council	3	21
TC Human Services	0	0
TCCDD (Day Resource Ctr.)	0	0
Texas Inmate Services	5	125
Union Gospel Mission	15	496
Urban Inter Tribal	0	0
Veteran's Admin	0	0
VOA Faith Program	0	0
VOA Light Program	1	4
YWCA Arl Child Dev.	1	15
YWCA FTW Child Dev.	2	23
YWCA of FTW	1	15

Demographics (2033 Unduplicated Clients for April 2007)

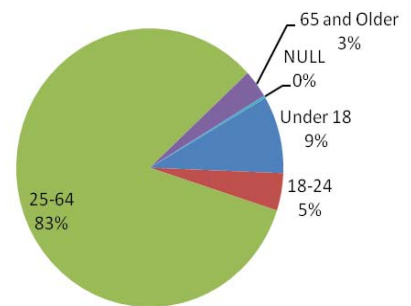
Gender of Client



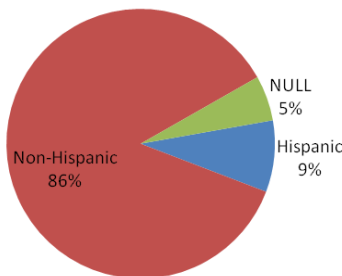
Family/Single Account Status



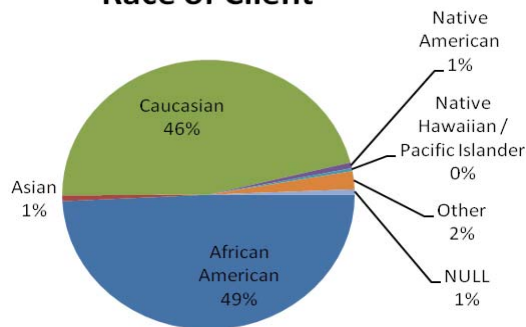
Age of Client



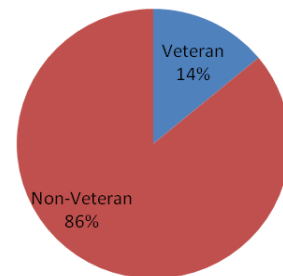
Ethnicity



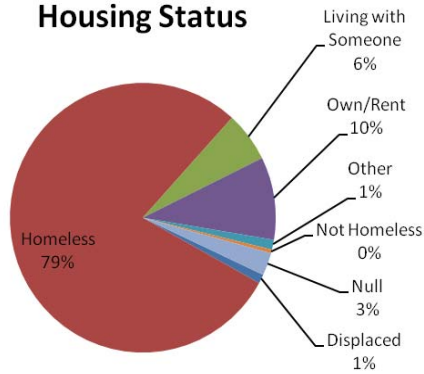
Race of Client



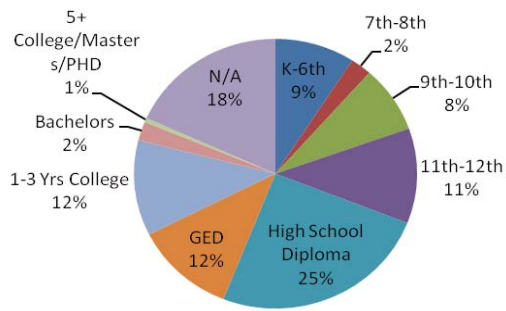
Veteran Status



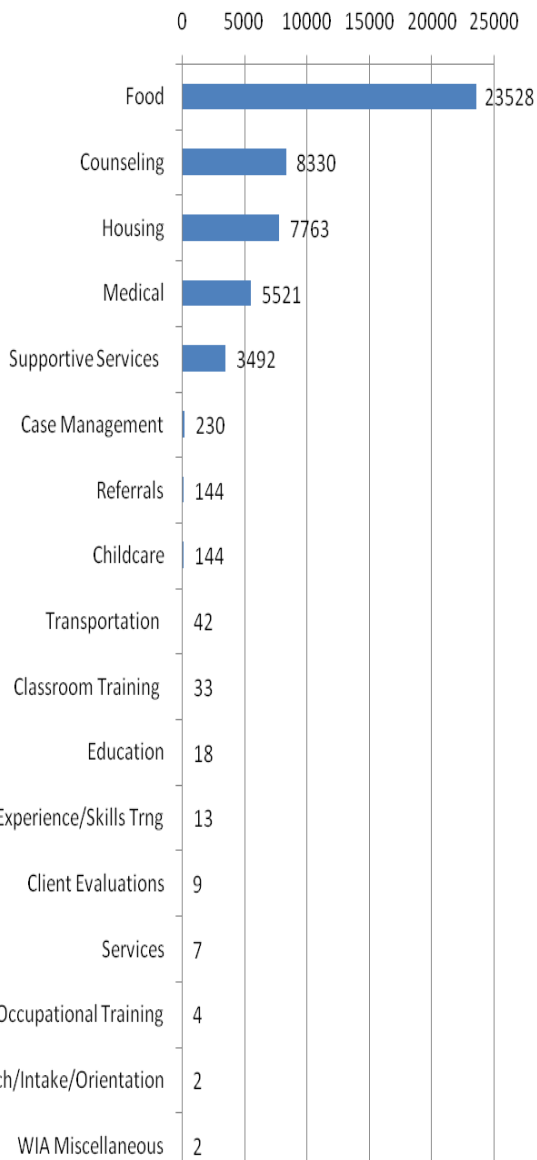
Housing Status



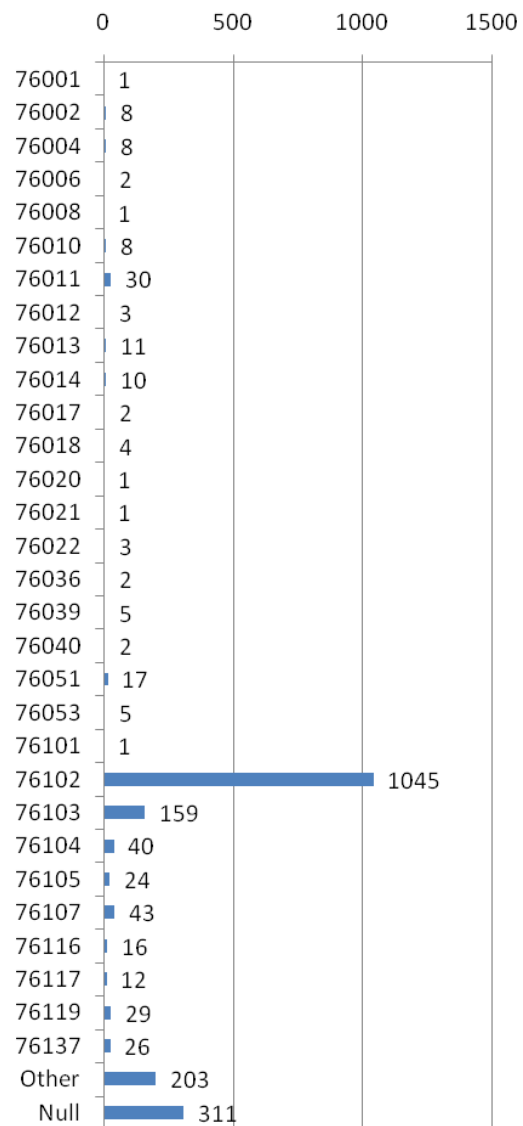
Education



Services Provided (Units)



Zip Code of Client (Units)



Information

New or On-going Issues

Any problems or new training needs should be reported to the Help Desk staffed by Services Coordinator Kim Creamer at 817 872-2377, Ext 4 or kcreamer@tcaccess.org. Messages may be left or, for urgent matters, other ACCESS staff may be contacted:

Network Administrator Richard Hillegas: Ext 5	rhillegas@tcaccess.org
Technical Assistant Darlene Bauchman-Lopez: Ext 3	dbauchman@tcaccess.org
Executive Director Steve Braun: Ext 0	ssbraun@tcaccess.org

Project Goals

1. Implement HMIS software at all 36 HMIS organizations
 - Procure and install hardware/software as needed
 - Users Trained – *goal 70 users*
2. Help Desk Calls logged and resolved – *goal 250 records*
3. Capture all required HMIS client information data – *goal 2,500 client records; 3,000 service plans (Note: services provided to clients already in the Safety Network/HMIS are recorded as Service Plans. Thus, as the system matures the number of new clients entered may be less dramatic but the number of Service Plans should constantly increase)*
 - User Agreements with orgs
 - Semi-Annual Data Integrity Reports
4. Supply financial/program usage (by org, by user) reports to HUD through the APR or as requested – *goal monthly*
 - Monthly Utilization and Client Demographic Reports
 - Semi-Annual Summary Reports
 - Annual Tarrant County Homeless Report