

**TARRANT COUNTY ACCESS FOR THE HOMELESS  
HMIS REPORT**

January 1, 2008 – December 31, 2008

**Report for the Month of: April 2008**

**New Cases**

1. 2008 HMIS totals:  
 New Clients = 1,973      Service Entries = 217,444      Enrollments= 1,167      Exits=857
2. Tarrant County ACCESS grant contract totals ( June 1, 2007 –May 31, 2008):  
 New Clients = 4,381      Service Entries = 383,554      Enrollments= 2,224      Exits=1,693
3. Monthly totals:  
 New Clients = 553      Service Entries = 71,959      Enrollments= 296      Exits=206

**Training**

4. Total trainings held in 2008: 14
5. Total trainings held under current contract: 37
6. Total training sessions this month: 2
7. People trained during this month: 8
8. Organizations trained this month: 2

**Help Desk Support**

7. Total sites receiving Help Desk support this year: 73
8. Total sites receiving Help Desk support under the contract: 338
9. Total sites receiving Help Desk support this month: 22
10. Calls received this month: 106
11. Organizations receiving Help Desk support this month: 22

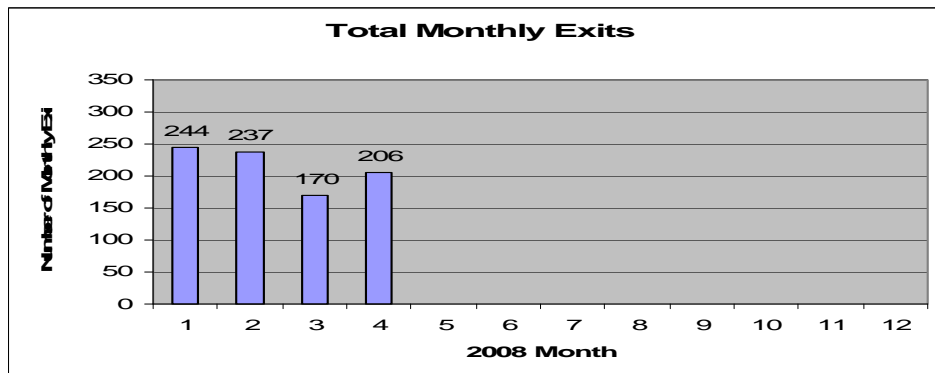
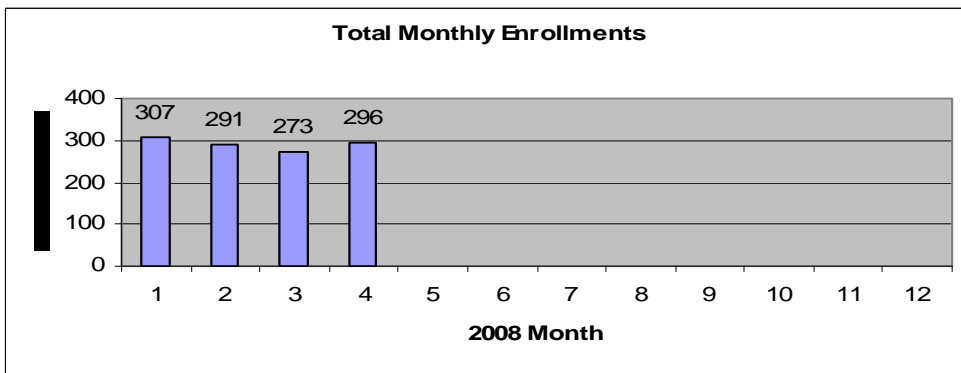
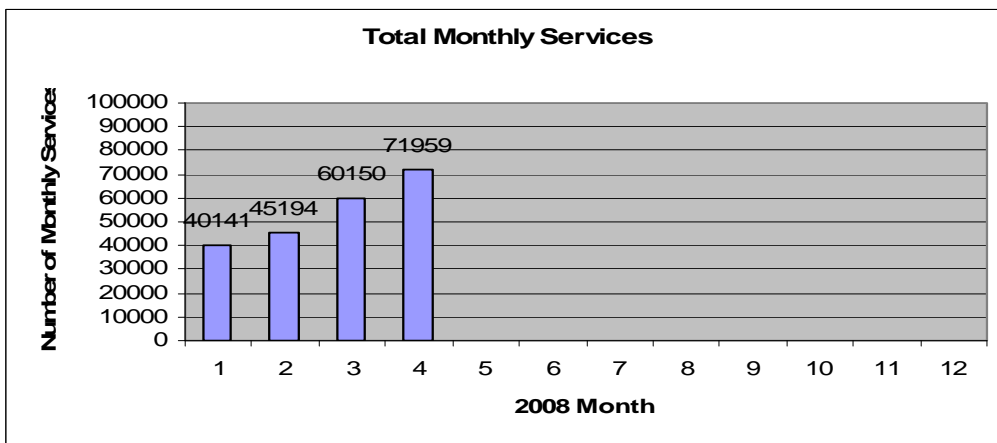
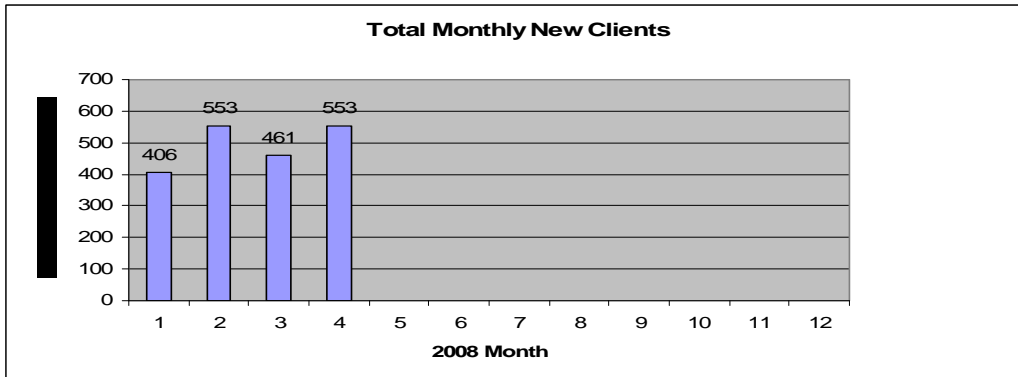
**Utilization of Software**

Reporting Period	New Clients:	Service Entries:	Enrollments:	Exits:
<b>Jan 08</b>	406	40,141	307	244
<b>Feb 08</b>	553	45,194	291	237
<b>Mar 08</b>	461	60,150	273	170
<b>Apr 08</b>	553	71,959	296	206
<b>May 08</b>				
<b>June 08</b>				
<b>July 08</b>				
<b>Aug 08</b>				
<b>Sept 08</b>				
<b>Oct 08</b>				
<b>Nov 08</b>				
<b>Dec 08</b>				
Cumulative Totals:	1,973	217,444	1,167	857

**Activity Entry by Organization**

Organization	Current Month				Calendar Year				Tarrant County ACCESS Grant Period			
	Clients	Services	Enrollments	Exits	Clients	Services	Enrollments	Exits	Clients	Services	Enrollments	Exits
All Church Home	13	218	24	28	61	971	78	77	314	3414	237	199
Arlington Housing Authority	2	83	4	3	14	329	14	10	82	355	29	53
Arlington Life Shelter	177	6055	57	20	533	29447	240	154	928	44986	593	435
Cenikor Foundation					0	0	0	0	0	0	0	0
Center of Hope					0	5	0	0	7	10	1	1
Community Enrichment Ctr	13	16	13	11	40	109	28	57	84	189	44	68
Cornerstone Comp. Care		151	6		3	318	20	7	53	646	97	42
Day Resource Center	28	10325	3	1	126	28341	31	1	234	50187	49	1
Dental Health	1	4			5	16	0	0	22	61	0	0
Fort Worth Housing	6	1	8	7	27	26	43	41	52	81	90	76
GRACE	2	23	4	2	4	85	7	14	10	255	14	17
Legal Aid of North Texas	3	1		1	12	12	6	9	12	15	7	10
MHMR Addiction Services					0	0	0	0	0	1	0	0
MHMR Specialized Services		29	2	1	2	46	2	1	8	312	8	20
Open Arms Home					10	10	1	0	10	10	1	0
Presbyterian Night Shelter	15	12914	25	12	102	17680	43	24	414	50434	133	57
Salvation Army (Arlington)	12	52	15		56	151	77	11	106	261	152	21
Salvation Army (Lancaster)	139	7049	7	13	487	28629	59	53	1294	66406	87	85
Samaritan House	9	49	7	6	27	2425	25	20	59	2765	62	58
Resource Recovery Council			2		0	33	3	1	8	1400	46	3
Safe Haven of Tarrant County					0	0	0	0	20	115	28	0
TC Human Services					0	0	0	0	0	0	0	0
TCCDD (University Dr.)		12		1	7	99	6	4	15	111	8	4
Texas ReEntry Services		11			1	25	1	1	553	1170	20	6
Union Gospel Mission	61	34741	70	75	216	107868	249	231	550	253355	566	512
Veteran's Admin					0	0	0	0	0	0	0	0
VOA Faith Program					0	0	0	0	0	1	0	0
VOA Light Program	8	52	5	4	45	326	52	29	167	612	95	79
YWCA Arl Child Dev.	21	17	30	18	73	86	119	85	255	168	283	231
YWCA FTW Child Dev.	38	2	8	1	108	81	49	4	151	88	98	10
YWCA of FTW	5	153	6	2	14	337	14	23	24	1026	34	37
<b>Totals:</b>	<b>553</b>	<b>71,959</b>	<b>296</b>	<b>206</b>	<b>1,973</b>	<b>217,455</b>	<b>1,167</b>	<b>857</b>	<b>5,432</b>	<b>478,435</b>	<b>2,782</b>	<b>2,025</b>

Clients = New client records created, is not clients served  
 Services = services provided  
 Enrollments = new clients enrolled in program, includes children  
 Exits = number of clients exiting enrollment, includes children



---

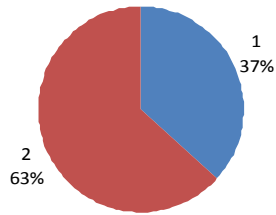
**Monthly Logins by Organization / User**


---

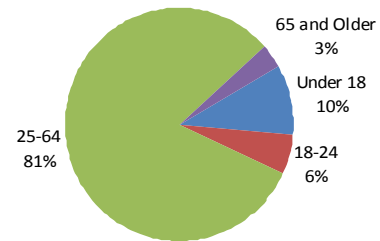
<b>User Count by Org</b>		
<b>Organization</b>	<b># User Login</b>	<b># Times Logged In</b>
All Church Home	3	26
Arlington Housing Authority	1	6
Arlington Life Shelter	5	222
Cenikor Foundation		
Center of Hope		
Community Enrichment Ctr	3	8
Cornerstone Comp. Care	4	26
Day Resource Center	7	425
Dental Health of Arlington	1	32
Fort Worth Housing	2	15
GRACE	3	22
Legal Aid of North Texas	2	6
MHMR Addiction Services		
MHMR Specialized Services		
Open Arms Home	1	2
Presbyterian Night Shelter	7	135
SafeHaven of Tarrant County		
Salvation Army (Arlington)	1	9
Salvation Army (Lancaster)	9	287
Samaritan House	3	109
Resource Recovery Council	2	4
TC Human Services		
TCCDD (University Dr.)	1	15
Texas ReEntry Services	2	14
Union Gospel Mission	19	883
Veteran's Admin		
VOA Faith Program		
VOA Light Program	1	12
YWCA Arl Child Dev.	1	17
YWCA FTW Child Dev.	1	13
YWCA of FTW	3	30

**Demographics ( 2,052 Unduplicated Clients for March 2008)**

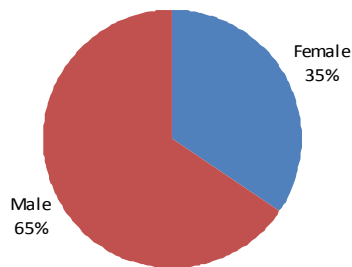
**Family/Single Account Status**



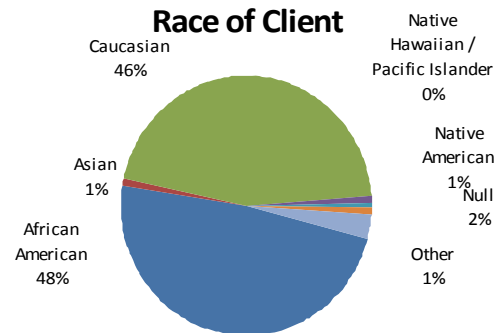
**Age of Client**



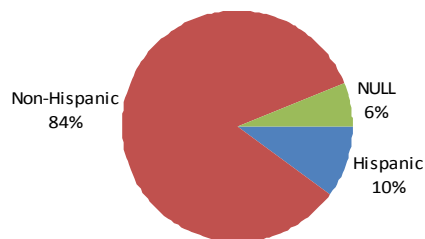
**Gender of Client**



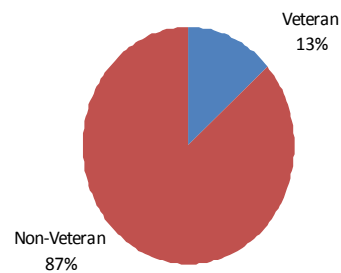
**Race of Client**



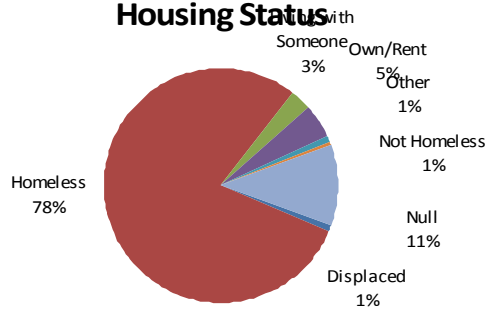
**Ethnicity**



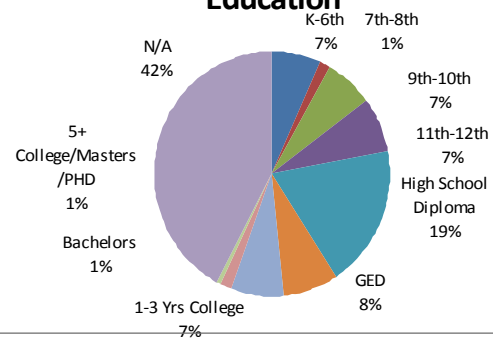
**Veteran Status**




**Housing Status**

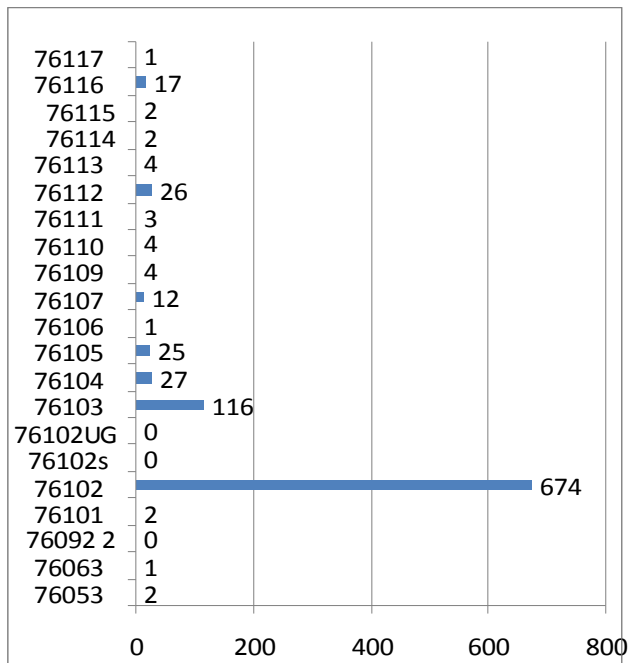
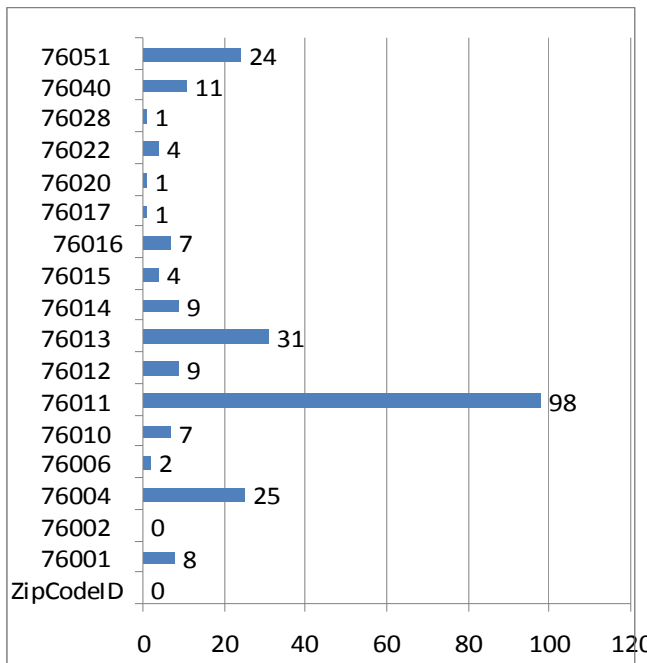


**Education**





### Zip Codes of Clients



## Information

### New or On-going Issues

Any problems or new training needs should be reported to the Help Desk staffed by Services Coordinator Kim Creamer at 817 872-2377, Ext 4 or [kcreamer@taccess.org](mailto:kcreamer@taccess.org). Messages may be left or, for urgent matters, other ACCESS staff may be contacted:

Network Administrator Richard Hillegas: Ext 2  
 Executive Director Steve Braun: Ext 0

[rhillegas@taccess.org](mailto:rhillegas@taccess.org)  
[ssbraun@taccess.org](mailto:ssbraun@taccess.org)

## Project Goals

1. Implement HMIS TC at a minimum of 97% (at least 32) of the targeted list of 33 organizations in the HMIS
  - Procure and install hardware/software as needed
  - Users Trained – *goal 50 users*
2. Help Desk Calls logged and resolved – *goal 250 records*
3. Capture all required HMIS client information data – *goal 1,500 client records; 50,000 service plans (Note: services provided to clients already in the Safety Network/HMIS are recorded as Service Plans. Thus, as the system matures the number of new clients entered may be less dramatic but the number of Service Plans should constantly increase)*
  - User Agreements with orgs
  - Semi-Annual Data Integrity Reports
  - MOAs between ACCESS, Continuum of Care (CoC), and all HMIS sites by November 2007
4. HMIS will ensure the integrity of HMIS data system.
  - a. Running Data Integrity Reports on the HMIS at least quarterly
5. Supply financial/program usage (by org, by user) reports to HUD through the APR or as requested – *goal monthly*
  - Monthly Utilization and Client Demographic Reports
  - Semi-Annual Summary Reports
  - Annual Tarrant County Homeless Report