

**TARRANT COUNTY ACCESS FOR THE HOMELESS
HMIS REPORT**

June 1, 2006 – May 31, 2007

Report for the Month of: May 2007

New Cases

1. Total new clients added to HMIS under this contract: 5,581
 Service Entries = 227,296 Enrollments= 1,979 Exits=369*
2. Total new clients added this month: 516
 Service Entries =46,334 Enrollments= 184 Exits=100

*Exit data collected starting March 2007

Training

3. Total training sessions held under this contract: 54
4. Total training sessions this month: 6
5. People trained during this month: 16
6. Organizations trained this month: 9

Help Desk Support

7. Total sites receiving Help Desk support under the contract: 195
8. Total sites receiving Help Desk support this month: 17
9. Calls received this month: 64
10. Organizations receiving Help Desk support this month: 17

Utilization of Software

| Reporting Period | New Clients: | Service Entries: | Enrollments: | Exits: |
|---------------------------|--------------|------------------|--------------|------------|
| June 06 | 514 | 9,781 | 147 | |
| July 06 | 474 | 6,591 | 175 | |
| Aug 06 | 516 | 8,217 | 174 | |
| Sept 06 | 301 | 4,714 | 152 | |
| Oct 06 | 385 | 3,829 | 132 | |
| Nov 06 | 349 | 3,813 | 87 | |
| Dec 06 | 425 | 7,522 | 114 | |
| Jan 07 | 560 | 26,478 | 188 | |
| Feb 07 | 559 | 24,520 | 192 | |
| Mar 07 | 505 | 35,976 | 204 | 150 |
| Apr 07 | 516 | 49,419 | 230 | 119 |
| May 07 | 454 | 46,334 | 184 | 100 |
| Cumulative Totals: | 5,581 | 227,296 | 1,979 | 369 |

New Activity Entry by Organization

| Organization | New Clients | New Services | New Enrollments | New Exits | Cumulative Client Records | Cumulative Service Records | Cumulative Enrollments | Cumulative Exits |
|-----------------------------|-------------|--------------|-----------------|-----------|---------------------------|----------------------------|------------------------|------------------|
| AIDS Outreach Center | 0 | 0 | 0 | 0 | 9 | 1 | 0 | 0 |
| All Church Home | 21 | 245 | 18 | 9 | 101 | 896 | 39 | 30 |
| Arlington Housing Authority | 1 | 0 | 0 | 0 | 38 | 50 | 6 | 0 |
| Arlington Life Shelter | 5 | 19 | 2 | 2 | 348 | 326 | 234 | 7 |
| Cenikor Foundation | 0 | 0 | 0 | 0 | 18 | 0 | 1 | 0 |
| Center of Hope | 3 | 7 | 2 | 0 | 24 | 50 | 6 | 4 |
| Community Enrichment Ctr | 4 | 1 | 3 | 5 | 89 | 310 | 100 | 20 |
| Cornerstone Comp. Care | 2 | 0 | 4 | 0 | 42 | 85 | 22 | 3 |
| Day Resource Center | 8 | 3,348 | 0 | 0 | 137 | 10,895 | 182 | 2 |
| Dental Health | 6 | 1 | 0 | 0 | 49 | 147 | 0 | 0 |
| Fort Worth Housing | 12 | 25 | 15 | 11 | 75 | 134 | 64 | 33 |
| GRACE | 0 | 24 | 0 | 2 | 48 | 97 | 37 | 4 |
| HOPE Foundation | 0 | 0 | 0 | 0 | 0 | 0 | 0 | 0 |
| Legal Aid of North Texas | 0 | 0 | 0 | 0 | 0 | 2 | 0 | 0 |
| MHMR Addiction Services | 0 | 0 | 0 | 0 | 1 | 0 | 0 | 0 |
| MHMR Specialized Services | 2 | 58 | 3 | 4 | 13 | 534 | 17 | 8 |
| Open Arms Home | 0 | 0 | 0 | 0 | 0 | 0 | 0 | 0 |
| Presbyterian Night Shelter | 13 | 12,176 | 21 | 0 | 291 | 35,103 | 110 | 0 |
| Salvation Army (Arlington) | 1 | 7 | 0 | 0 | 50 | 61 | 9 | 1 |
| Salvation Army (Lancaster) | 180 | 7,661 | 9 | 0 | 1,846 | 79,448 | 52 | 13 |
| Samaritan House | 10 | 41 | 8 | 2 | 58 | 101 | 61 | 15 |
| Resource Recovery Council | 1 | 236 | 7 | 4 | 24 | 1,557 | 20 | 18 |
| TC Human Services | 0 | 0 | 0 | 0 | 29 | 0 | 0 | 0 |
| TCCDD (Day Resource Ctr.) | 0 | 0 | 0 | 0 | 0 | 0 | 0 | 0 |

| | | | | | | | | |
|-----------------------------|------------|---------------|------------|------------|--------------|----------------|--------------|------------|
| Texas Inmate Services | 89 | 190 | 2 | 0 | 1,123 | 1,960 | 48 | 1 |
| Union Gospel Mission | 37 | 21,972 | 48 | 29 | 457 | 94,830 | 628 | 125 |
| Urban InterTribal | 0 | 0 | 0 | 0 | 0 | 0 | 0 | 0 |
| Veteran's Admin | 0 | 0 | 0 | 0 | 3 | 0 | 0 | 0 |
| VOA Faith Program | 0 | 0 | 0 | 0 | 12 | 0 | 1 | 0 |
| VOA Light Program | 22 | 247 | 5 | 7 | 45 | 348 | 9 | 7 |
| SafeHaven of Tarrant County | 0 | 0 | 0 | 0 | 0 | 5 | 0 | 0 |
| YWCA Arl Child Dev. | 33 | 17 | 29 | 23 | 327 | 65 | 244 | 52 |
| YWCA FTW Child Dev. | 0 | 0 | 0 | 0 | 184 | 55 | 102 | 9 |
| YWCA of FTW | 4 | 59 | 8 | 2 | 44 | 299 | 53 | 14 |
| : | | | | | | | | |
| Totals | 454 | 46,334 | 184 | 100 | 5,581 | 227,296 | 1,979 | 369 |

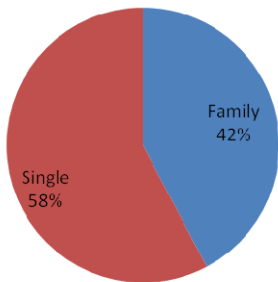
Monthly Logins by Organization / User

| User Count by Org | | |
|---------------------------------|--------------|-------------------|
| Organization | # User Login | # Times Logged In |
| AIDS Outreach Center- Arlington | 1 | 2 |
| All Church Home | 2 | 29 |
| Arlington Housing Authority | 2 | 6 |
| Arlington Life Shelter | 1 | 19 |
| Cenikor Foundation | 0 | 0 |
| Center of Hope | 1 | 3 |
| Community Enrichment Ctr | 2 | 10 |
| Cornerstone Comp. Care | 3 | 51 |
| Day Resource Center | 6 | 126 |
| Dental Health of Arlington | 1 | 2 |
| Fort Worth Housing | 1 | 10 |
| GRACE | 1 | 1 |
| HOPE Foundation | 0 | 0 |
| Legal Aid of North Texas | 0 | 0 |
| MHMR Addiction Services | 1 | 2 |
| MHMR Specialized Services | 1 | 11 |
| Open Arms Home | 0 | 0 |
| Presbyterian Night Shelter | 9 | 293 |
| SafeHaven of Tarrant County | 0 | 0 |
| Salvation Army (Arlington) | 1 | 2 |
| Salvation Army (Lancaster) | 12 | 307 |
| Samaritan House | 2 | 29 |
| Resource Recovery Council | 4 | 20 |

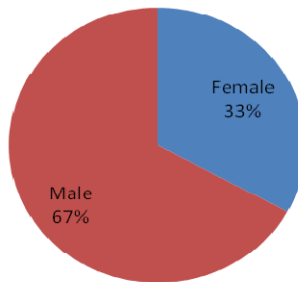
| User Count by Org | | |
|---------------------------|--------------|-------------------|
| Organization | # User Login | # Times Logged In |
| TC Human Services | 0 | 0 |
| TCCDD (Day Resource Ctr.) | 0 | 0 |
| Texas Inmate Services | 4 | 152 |
| Union Gospel Mission | 12 | 524 |
| Urban Inter Tribal | 0 | 0 |
| Veteran's Admin | 0 | 0 |
| VOA Faith Program | 0 | 0 |
| VOA Light Program | 1 | 119 |
| YWCA Arl Child Dev. | 1 | 10 |
| YWCA FTW Child Dev. | 0 | 0 |
| YWCA of FTW | 3 | 23 |

Demographics (2002 Unduplicated Clients for May 2007)

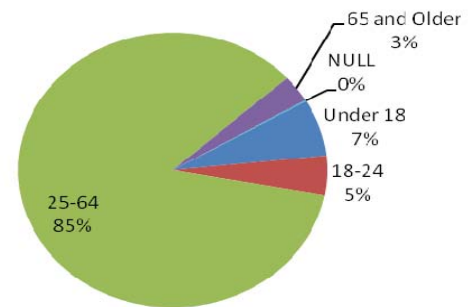
Family/Single Account Status



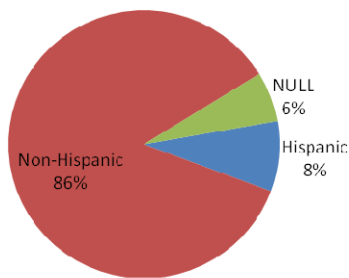
Gender of Client



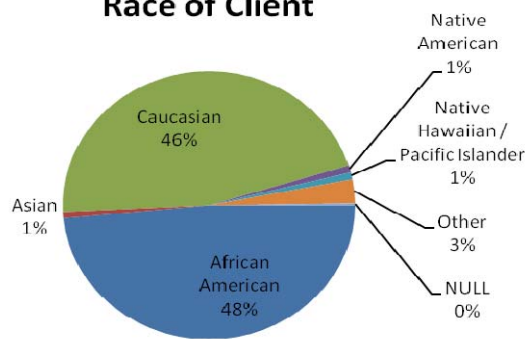
Age of Client



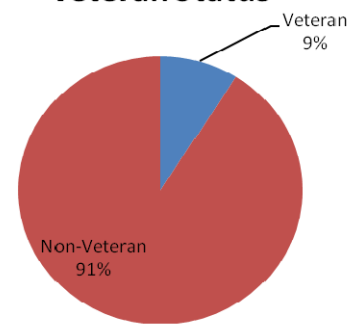
Ethnicity



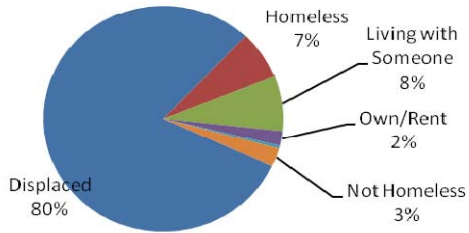
Race of Client



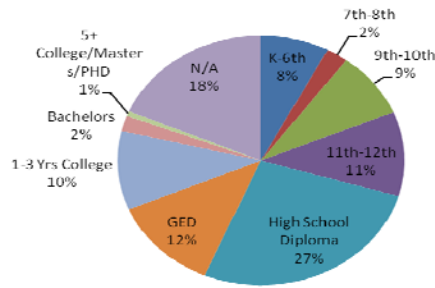
Veteran Status



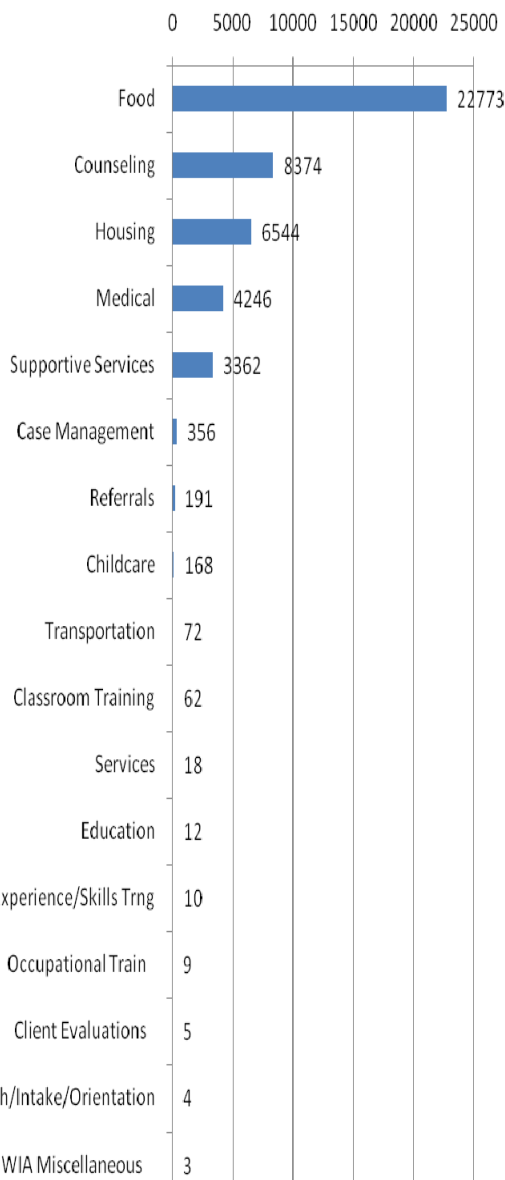
Housing Status



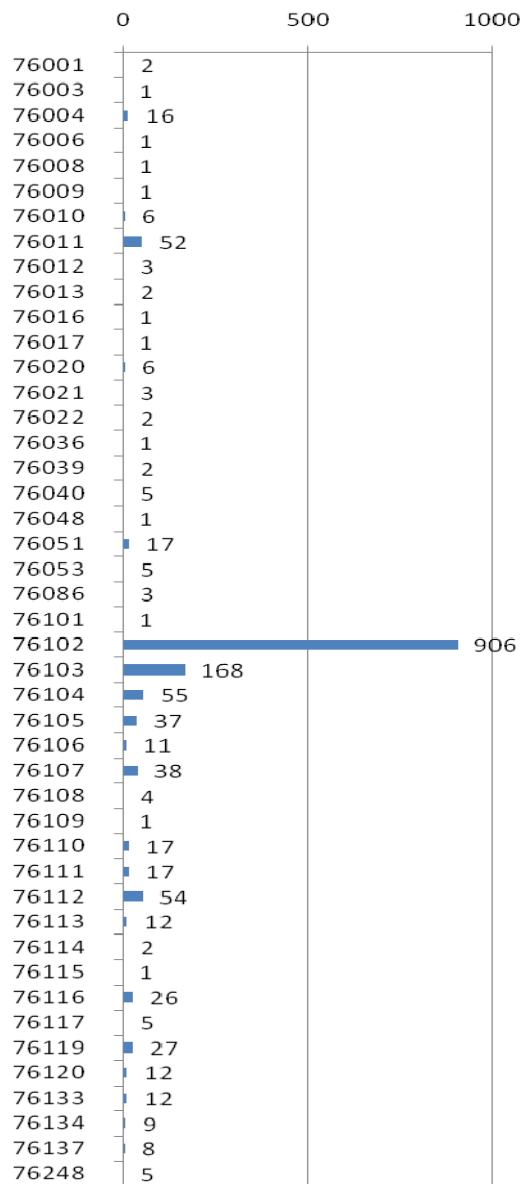
Education



Services Provided (Units)



Zip Code of Client (Units)



Information

New or On-going Issues

Any problems or new training needs should be reported to the Help Desk staffed by Services Coordinator Kim Creamer at 817 872-2377, Ext 4 or kcreamer@tcaccess.org. Messages may be left or, for urgent matters, other ACCESS staff may be contacted:

Network Administrator Richard Hillegas: Ext 5

rhillegas@tcaccess.org

Technical Assistant Darlene Bauchman-Lopez: Ext 3

dbauchman@tcaccess.org

Executive Director Steve Braun: Ext 0

ssbraun@tcaccess.org

Project Goals

1. Implement HMIS software at all 36 HMIS organizations
 - Procure and install hardware/software as needed
 - Users Trained – *goal 70 users*
2. Help Desk Calls logged and resolved – *goal 250 records*
3. Capture all required HMIS client information data – *goal 2,500 client records; 3,000 service plans (Note: services provided to clients already in the Safety Network/HMIS are recorded as Service Plans. Thus, as the system matures the number of new clients entered may be less dramatic but the number of Service Plans should constantly increase)*
 - User Agreements with orgs
 - Semi-Annual Data Integrity Reports
4. Supply financial/program usage (by org, by user) reports to HUD through the APR or as requested – *goal monthly*
 - Monthly Utilization and Client Demographic Reports
 - Semi-Annual Summary Reports
 - Annual Tarrant County Homeless Report