

**TARRANT COUNTY ACCESS FOR THE HOMELESS
HMIS REPORT**

June 1, 2007 – May 31, 2008

Report for the Month of: June 2007

New Cases

1. Total new clients added to HMIS under this contract: 455
 Service Entries = 39,435 Enrollments= 128 Exits=94
2. Total new clients added this month: 455
3. Service Entries = 39,435 Enrollments= 128 Exits=94

Training

4. Total training sessions held under this contract: 4
5. Total training sessions this month: 4
6. People trained during this month: 8
7. Organizations trained this month: 5

Help Desk Support

7. Total sites receiving Help Desk support under the contract: 17
8. Total sites receiving Help Desk support this month: 17
9. Calls received this month: 63
10. Organizations receiving Help Desk support this month: 17

Utilization of Software

Reporting Period	New Clients:	Service Entries:	Enrollments:	Exits:
June 07	455	39,435	128	94
July 07				
Aug 07				
Sept 07				
Oct 07				
Nov 07				
Dec 07				
Jan 08				
Feb 08				
Mar 08				
Apr 08				
May 08				
Cumulative Totals:	455	39,435	128	94

New Activity Entry by Organization

Organization	New Client s	New Services	New Enrollments	New Exits	Grant YTD Client Records	Grant YTD Service Records	Grant YTD Enrollments	Grant YTD Exits
AIDS Outreach Center	0	0	0	0	0	0	0	0
All Church Home	23	322	18	19	23	322	18	19
Arlington Housing Authority	14	6	0	2	14	6	0	2
Arlington Life Shelter	48	14	0	0	48	14	0	0
Cenikor Foundation	0	0	0	0	0	0	0	0
Center of Hope	0	0	0	0	0	0	0	0
Community Enrichment Ctr	8	0	5	2	8	0	5	2
Cornerstone Comp. Care	0	0	0	0	0	0	0	0
Day Resource Center	8	2,818	0	0	8	2,818	0	0
Dental Health	0	4	0	0	0	4	0	0
Fort Worth Housing	4	6	7	0	4	6	7	0
GRACE	2	23	1	0	2	23	1	0
HOPE Foundation	0	0	0	0	0	0	0	0
Legal Aid of North Texas	0	0	0	0	0	0	0	0
MHMR Addiction Services	0	0	0	0	0	0	0	0
MHMR Specialized Services	2	85	4	2	2	85	4	2
Open Arms Home	0	0	0	0	0	0	0	0
Presbyterian Night Shelter	16	6,879	8	2	16	6,879	8	2
Salvation Army (Arlington)	5	20	2	0	5	20	2	0
Salvation Army (Lancaster)	132	7,450	10	0	132	7,450	10	0
Samaritan House	4	50	8	10	4	50	8	10
Resource Recovery	1	300	5	1	1	300	5	1

Council								
SafeHaven of Tarrant County	0	0	2	0	0	0	2	0
TC Human Services	0	0	0	0	0	0	0	0
TCCDD (Day Resource Ctr.)	0	0	0	0	0	0	0	0
Texas Inmate Services	106	217	3	0	106	217	3	0
Union Gospel Mission	44	21,013	31	32	44	21,013	31	32
Urban InterTribal	0	0	0	0	0	0	0	0
Veteran's Admin	0	0	0	0	0	0	0	0
VOA Faith Program	0	0	0	0	0	0	0	0
VOA Light Program	25	165	0	6	25	165	0	6
YWCA Arl Child Dev.	12	8	13	14	12	8	13	14
YWCA FTW Child Dev.	0	0	0	0	0	0	0	0
YWCA of FTW	0	27	2	4	0	27	2	4
Totals:	455	39,435	128	94	455	39,435	128	94

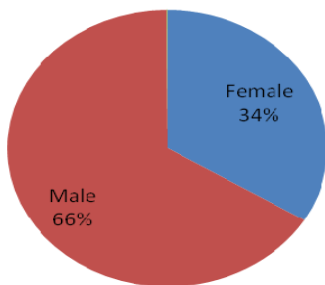
Monthly Logins by Organization / User

User Count by Org		
Organization	# User Login	# Times Logged In
AIDS Outreach Center- Arlington	0	0
All Church Home	1	23
Arlington Housing Authority	1	18
Arlington Life Shelter	3	23
Cenikor Foundation	0	0
Center of Hope	0	0
Community Enrichment Ctr	4	13
Cornerstone Comp. Care	3	25
Day Resource Center	4	96
Dental Health of Arlington	0	0
Fort Worth Housing	2	10
GRACE	2	10
HOPE Foundation	0	0
Legal Aid of North Texas	0	0
MHMR Addiction Services	0	0
MHMR Specialized Services	1	22
Open Arms Home	0	0
Presbyterian Night Shelter	9	218

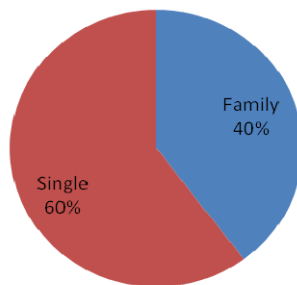
User Count by Org		
Organization	# User Login	# Times Logged In
SafeHaven of Tarrant County	1	3
Salvation Army (Arlington)	1	2
Salvation Army (Lancaster)	13	307
Samaritan House	2	21
Resource Recovery Council	3	21
TC Human Services	0	0
TCCDD (Day Resource Ctr.)	0	0
Texas Inmate Services	4	245
Union Gospel Mission	15	550
Urban Inter Tribal	0	0
Veteran's Admin	0	0
VOA Faith Program	0	0
VOA Light Program	2	19
YWCA Arl Child Dev.	1	7
YWCA FTW Child Dev.	0	0
YWCA of FTW	1	1

Demographics (2035 Unduplicated Clients for June 2007)

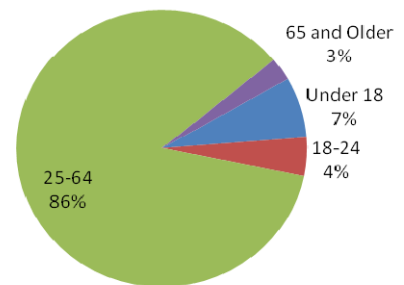
Gender of Client



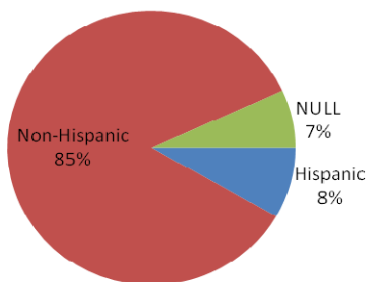
Family/Single Account Status



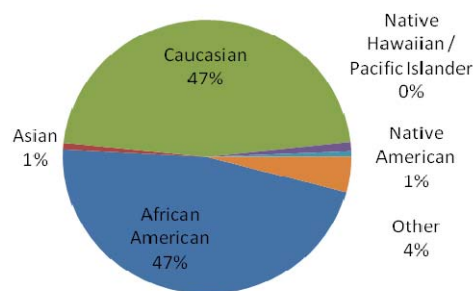
Age of Client



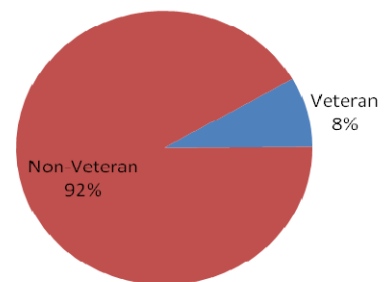
Ethnicity



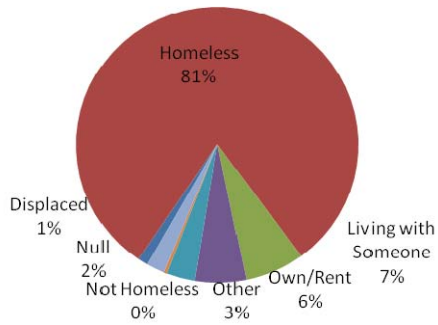
Race of Client



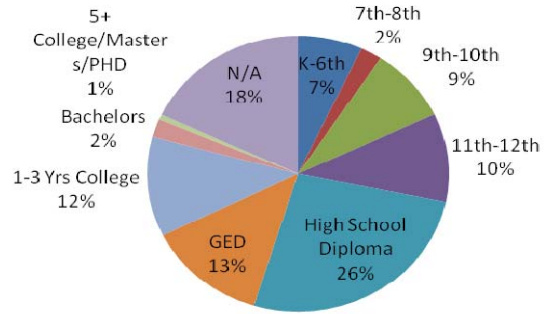
Veteran Status



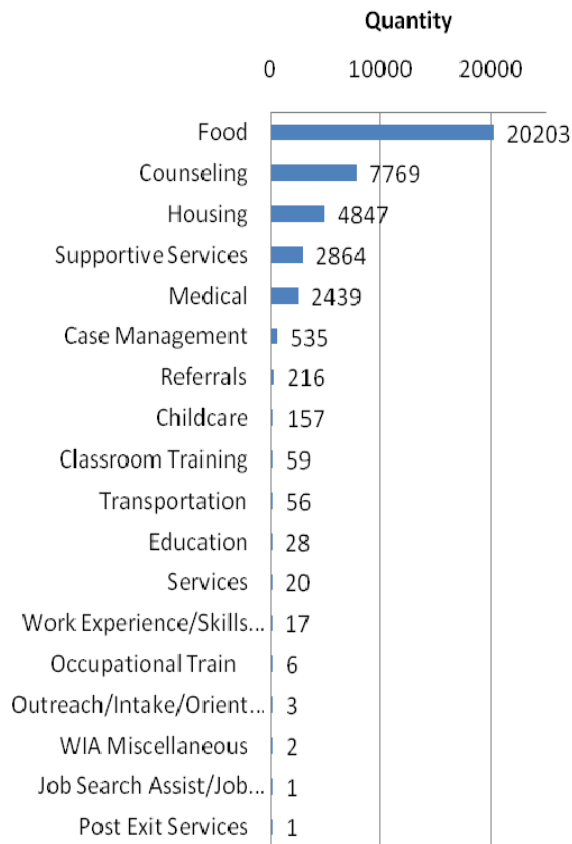
Housing Status

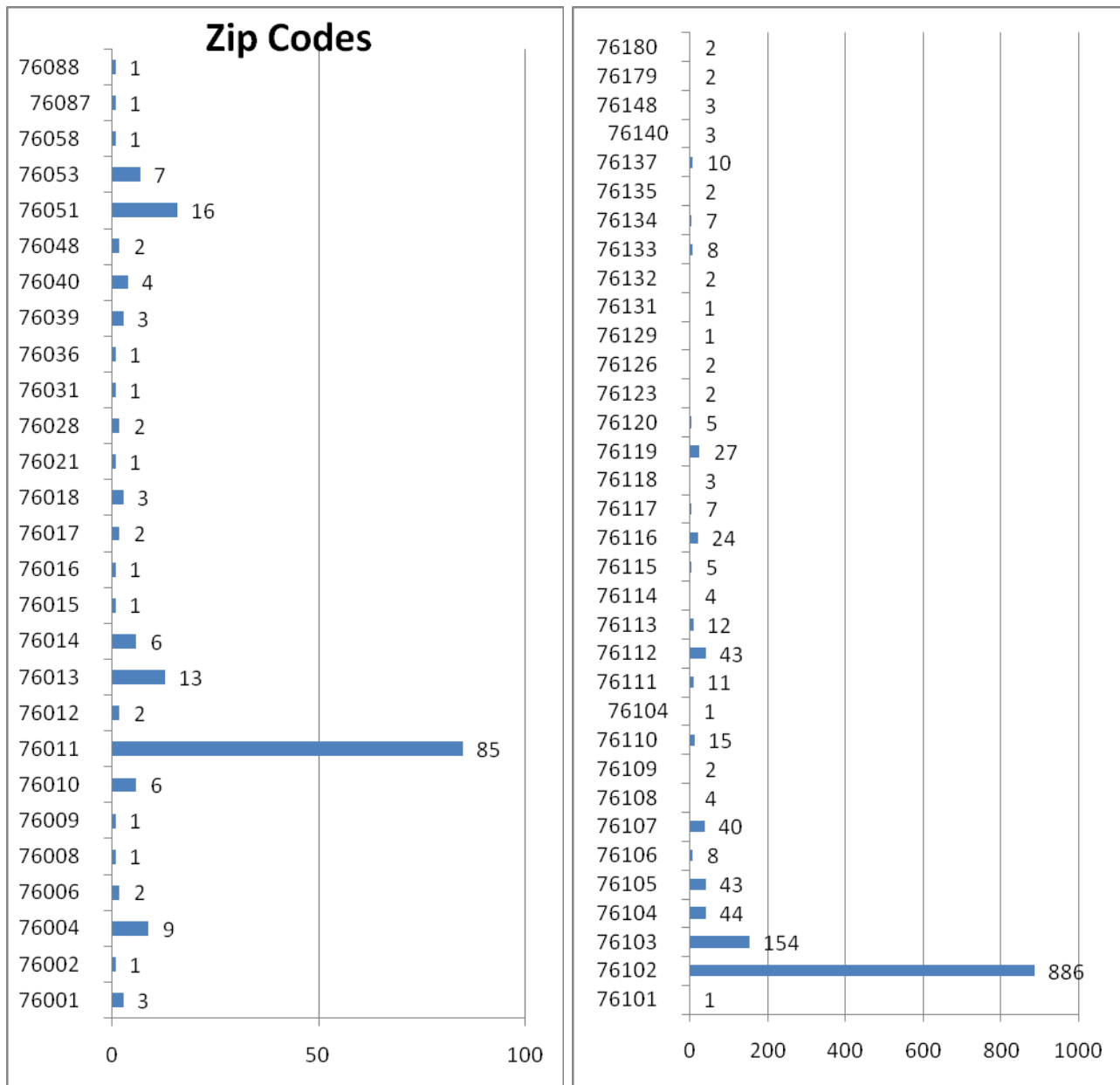


Education



Services Provided





Information

New or On-going Issues

Any problems or new training needs should be reported to the Help Desk staffed by Services Coordinator Kim Creamer at 817 872-2377, Ext 4 or kcreamer@taccess.org. Messages may be left or, for urgent matters, other ACCESS staff may be contacted:

Network Administrator Richard Hillegas: Ext 5
 Technical Assistant Darlene Bauchman-Lopez: Ext 3
 Executive Director Steve Braun: Ext 0

rhillegas@taccess.org
dbauchman@taccess.org
ssbraun@taccess.org

Project Goals

1. Implement HMIS TC at a minimum of 97% (at least 32) of the targeted list of 33 organizations in the HMIS
 - Procure and install hardware/software as needed
 - Users Trained – *goal 50 users*
2. Help Desk Calls logged and resolved – *goal 250 records*
3. Capture all required HMIS client information data – *goal 1,500 client records; 50,000 service plans (Note: services provided to clients already in the Safety Network/HMIS are recorded as Service Plans. Thus, as the system matures the number of new clients entered may be less dramatic but the number of Service Plans should constantly increase)*
 - User Agreements with orgs
 - Semi-Annual Data Integrity Reports
 - MOAs between ACCESS, Continuum of Care (CoC), and all HMIS sites by November 2007
4. HMIS will ensure the integrity of HMIS data system.
 - a. Running Data Integrity Reports on the HMIS at least quarterly
5. Supply financial/program usage (by org, by user) reports to HUD through the APR or as requested – *goal monthly*
 - Monthly Utilization and Client Demographic Reports
 - Semi-Annual Summary Reports
 - Annual Tarrant County Homeless Report