

**TARRANT COUNTY ACCESS FOR THE HOMELESS
HMIS REPORT**

June 1, 2007 – May 31, 2008

Report for the Month of: July 2007

New Cases

1. Total new clients added to HMIS under this contract: 979
 Service Entries = 71,401 Enrollments= 351 Exits=235
2. Total new clients added this month: 524
3. Service Entries = 41,966 Enrollments= 223 Exits=141

Training

4. Total training sessions held under this contract: 7
5. Total training sessions this month: 3
6. People trained during this month: 7
7. Organizations trained this month: 4

Help Desk Support

7. Total sites receiving Help Desk support under the contract: 39
8. Total sites receiving Help Desk support this month: 22
9. Calls received this month: 55
10. Organizations receiving Help Desk support this month: 22

Utilization of Software

Reporting Period	New Clients:	Service Entries:	Enrollments:	Exits:
June 07	455	39,435	128	94
July 07	524	41,966	223	141
Aug 07				
Sept 07				
Oct 07				
Nov 07				
Dec 07				
Jan 08				
Feb 08				
Mar 08				
Apr 08				
May 08				
Cumulative Totals:	979	71,401	351	235

New Activity Entry by Organization

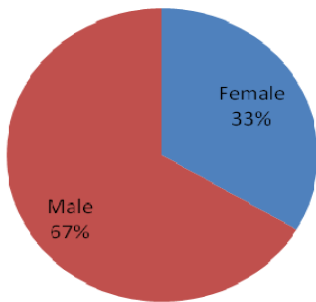
Organization	New Clients	New Services	New Enrollments	New Exits	Grant YTD Client Records	Grant YTD Service Records	Grant YTD Enrollments	Grant YTD Exits
AIDS Outreach Center	0	0	0	0	0	0	0	0
All Church Home	0	215	21	20	23	537	39	39
Arlington Housing Authority	14	9	7	2	28	15	7	4
Arlington Life Shelter	60	20	52	31	108	34	52	31
Cenikor Foundation	0	0	0	0	0	0	0	0
Center of Hope	4	0	0	0	4	0	0	0
Community Enrichment Ctr	7	21	0	3	15	21	5	5
Cornerstone Comp. Care	5	19	2	0	5	19	2	0
Day Resource Center	8	2,801	0	0	16	5,619	0	0
Dental Health	0	5	0	0	0	9	0	0
Fort Worth Housing	6	7	14	9	10	13	21	9
GRACE	2	23	3	0	4	46	4	0
Legal Aid of North Texas	0	0	0	0	0	0	0	0
MHMR Addiction Services	0	0	0	0	0	0	0	0
MHMR Specialized Services	0	97	0	4	2	182	4	6
Open Arms Home	0	0	0	0	0	0	0	0
Presbyterian Night Shelter	36	9,045	11	2	52	15,924	19	4
Salvation Army (Arlington)	16	45	2	0	21	65	4	0
Salvation Army (Lancaster)	124	7,462	6	0	256	14,902	16	0
Samaritan House	6	56	7	7	10	106	15	17
Resource Recovery Council	1	211	4	9	2	511	9	10
SafeHaven of Tarrant County	14	91	19	0	14	91	21	0
TC Human Services	0	0	0	0	0	0	0	0
TCCDD (Day Resource Ctr.)	0	0	0	0	0	0	0	0
Texas Inmate Services	100	201	5	0	206	418	8	0
Union Gospel Mission	46	21,527	34	28	90	42,540	65	60
Veteran's Admin	0	0	0	0	0	0	0	0
VOA Faith Program	0	0	0	0	0	0	0	0
VOA Light Program	0	7	0	2	25	172	0	8
YWCA Arl Child Dev.	46	15	37	21	58	23	50	35
YWCA FTW Child Dev.	0	0	4	2	0	0	4	2
YWCA of FTW	3	89	5	3	3	116	7	7
Totals:	524	41,966	223	141	979	71,401	351	235

Monthly Logins by Organization / User

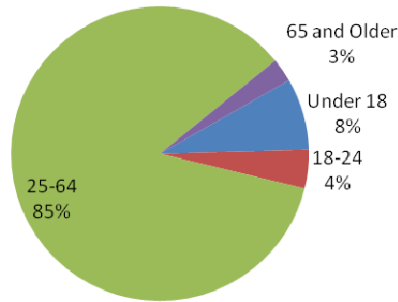
User Count by Org		
Organization	# User Login	# Times Logged In
AIDS Outreach Center- Arlington	1	4
All Church Home	2	27
Arlington Housing Authority	1	26
Arlington Life Shelter	4	23
Cenikor Foundation	0	0
Center of Hope	1	2
Community Enrichment Ctr	2	8
Cornerstone Comp. Care	2	8
Day Resource Center	4	121
Dental Health of Arlington	1	1
Fort Worth Housing	1	6
GRACE	2	7
Legal Aid of North Texas	0	0
MHMR Addiction Services	1	1
MHMR Specialized Services	1	9
Open Arms Home	0	0
Presbyterian Night Shelter	12	288
SafeHaven of Tarrant County	1	43
Salvation Army (Arlington)	2	10
Salvation Army (Lancaster)	10	326
Samaritan House	1	13
Resource Recovery Council	3	20
TC Human Services	0	0
TCCDD (Day Resource Ctr.)	0	0
Texas Inmate Services	6	204
Union Gospel Mission	14	476
Veteran's Admin	0	0
VOA Faith Program	0	0
VOA Light Program	2	7
YWCA Arl Child Dev.	1	21
YWCA FTW Child Dev.	0	0
YWCA of FTW	2	17

Demographics (2152 Unduplicated Clients for July 2007)

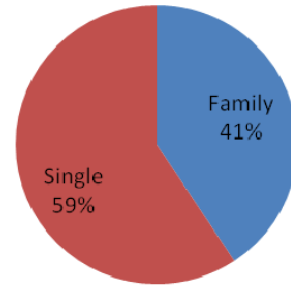
Gender of Client



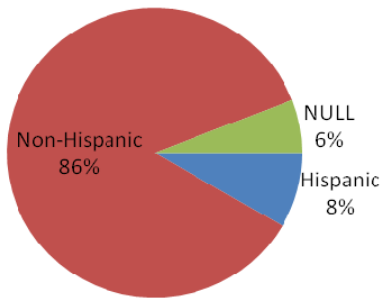
Age of Client



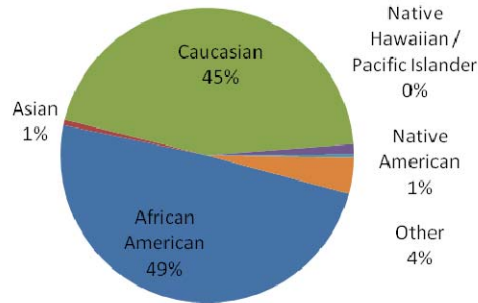
Family/Single Account Status



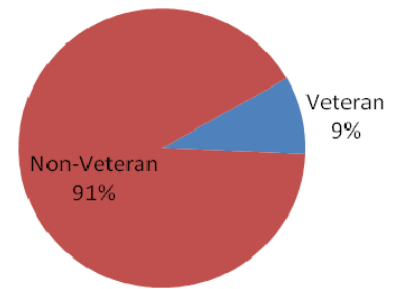
Ethnicity



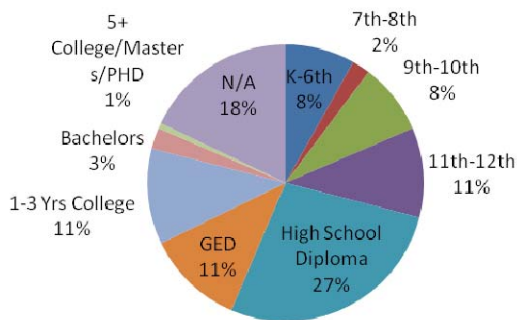
Race of Client



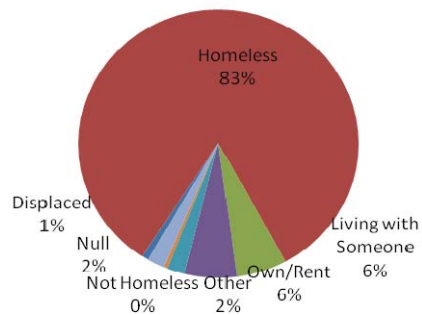
Veteran Status

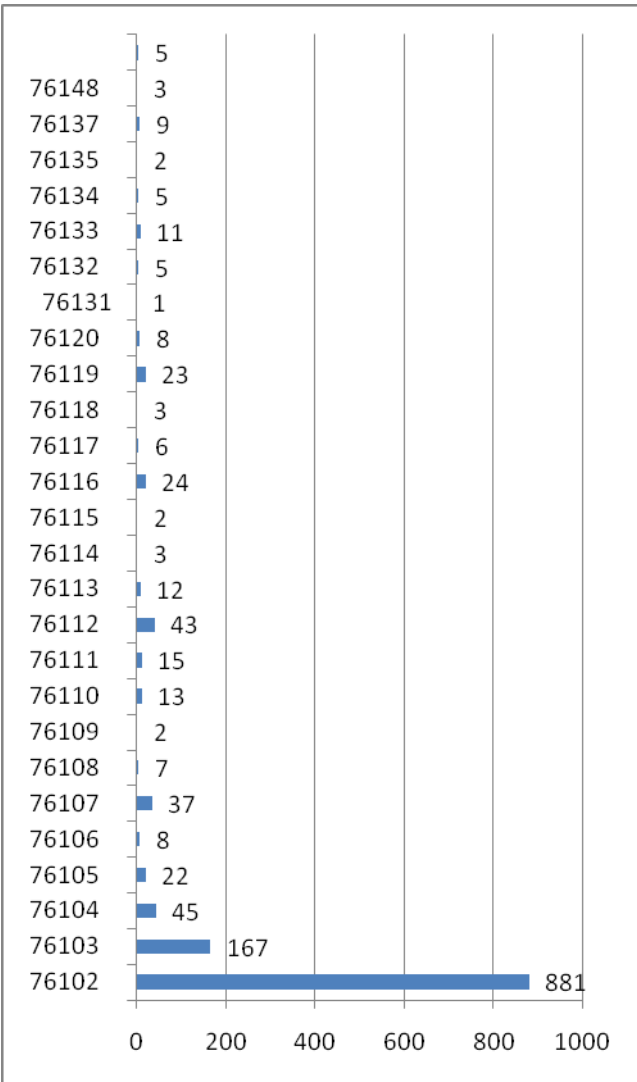
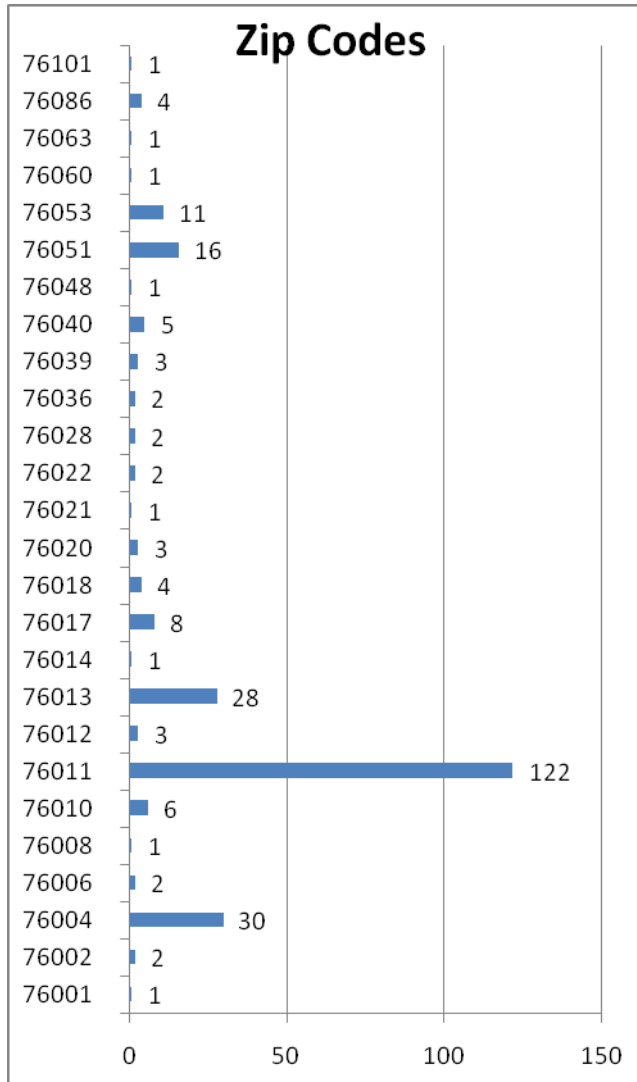
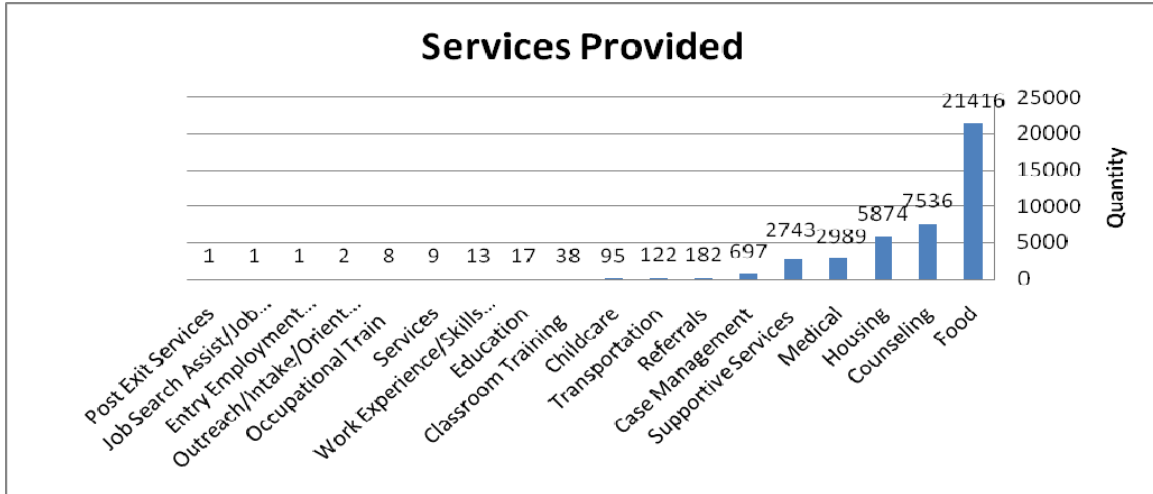


Education



Housing Status





Information

New or On-going Issues

Any problems or new training needs should be reported to the Help Desk staffed by Services Coordinator Kim Creamer at 817 872-2377, Ext 4 or kcreamer@taccess.org. Messages may be left or, for urgent matters, other ACCESS staff may be contacted:

Network Administrator Richard Hillegas: Ext 5	rhillegas@taccess.org
Technical Assistant Darlene Bauchman-Lopez: Ext 3	dbauchman@taccess.org
Executive Director Steve Braun: Ext 0	ssbraun@taccess.org

Project Goals

1. Implement HMIS TC at a minimum of 97% (at least 32) of the targeted list of 33 organizations in the HMIS
 - Procure and install hardware/software as needed
 - Users Trained – *goal 50 users*
2. Help Desk Calls logged and resolved – *goal 250 records*
3. Capture all required HMIS client information data – *goal 1,500 client records; 50,000 service plans (Note: services provided to clients already in the Safety Network/HMIS are recorded as Service Plans. Thus, as the system matures the number of new clients entered may be less dramatic but the number of Service Plans should constantly increase)*
 - User Agreements with orgs
 - Semi-Annual Data Integrity Reports
 - MOAs between ACCESS, Continuum of Care (CoC), and all HMIS sites by November 2007
4. HMIS will ensure the integrity of HMIS data system.
 - a. Running Data Integrity Reports on the HMIS at least quarterly
5. Supply financial/program usage (by org, by user) reports to HUD through the APR or as requested – *goal monthly*
 - Monthly Utilization and Client Demographic Reports
 - Semi-Annual Summary Reports
 - Annual Tarrant County Homeless Report