

**TARRANT COUNTY ACCESS FOR THE HOMELESS
HMIS REPORT**

January 1, 2007 – December 31, 2007

Report for the Month of: September 2007
--

New Cases

1. 2007 HMIS totals:
 New Clients = 4,529 Service Entries = 338,650 Enrollments= 1,847 Exits=1,332
2. Tarrant County ACCESS grant contract totals (June 1, 2007 –May 31, 2007):
 New Clients = 1,978 Service Entries = 155,632 Enrollments= 791 Exits=571
3. Monthly totals:
 New Clients = 482 Service Entries = 35,780 Enrollments= 248 Exits=171

Training

4. Total trainings held in 2007: 36
5. Total trainings held under current contract: 14
6. Total training sessions this month: 2
7. People trained during this month: 7
8. Organizations trained this month: 3

Help Desk Support

7. Total sites receiving Help Desk support this year: 79
8. Total sites receiving Help Desk support under the contract: 79
9. Total sites receiving Help Desk support this month: 22
10. Calls received this month: 48
11. Organizations receiving Help Desk support this month: 22

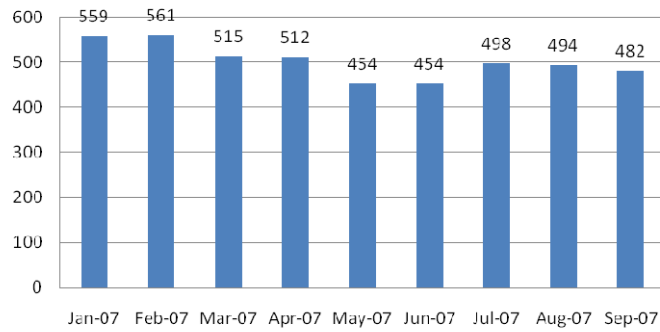
Utilization of Software

Reporting Period	New Clients:	Service Entries:	Enrollments:	Exits:
Jan 07	559	26,492	189	159
Feb 07	561	24,760	251	229
Mar 07	515	35,997	205	150
Apr 07	512	49,418	227	123
May 07	454	46,418	184	100
June 07	454	39,426	119	94
July 07	498	42,000	233	143
Aug 07	494	38,426	191	163
Sept 07	482	35,780	248	171
Oct 07				
Nov 07				
Dec 07				
Cumulative Totals:	4,529	338,650	1,847	1,332

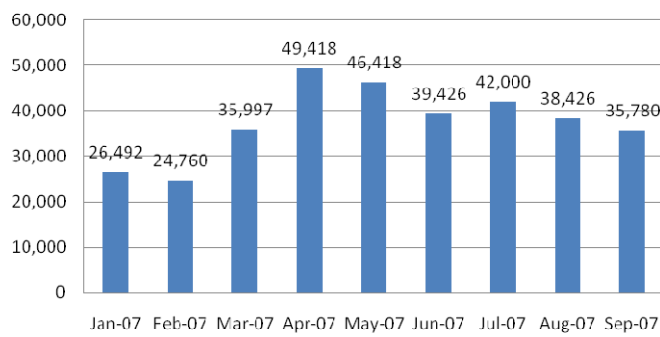
Activity Entry by Organization

Organization	Current Month				Calendar Year				Tarrant County ACCESS Grant Period			
	Clients	Services	Enrollments	Exits	Clients	Services	Enrollments	Exits	Clients	Services	Enrollments	Exits
All Church Home	19	366	21	15	167	2,092	164	149	65	1,225	84	69
Arlington Housing Authority	14	2	2	14	96	63	19	59	51	19	11	27
Arlington Life Shelter	65	0	71	50	295	68	243	177	181	34	180	124
Cenikor Foundation	0	0	0	0	16	0	0	0	0	0	0	0
Center of Hope	0	0	0	0	19	50	3	7	4	0	0	0
Community Enrichment Ctr	0	11	0	2	56	351	48	41	22	32	5	7
Cornerstone Comp. Care	0	0	48	0	113	265	71	30	48	176	55	3
Day Resource Center	21	3,343	4	0	151	22,604	34	2	53	11,858	5	0
Dental Health	0	0	0	0	22	39	0	0	1	9	0	0
Fort Worth Housing	1	3	4	6	74	175	90	92	19	42	32	22
GRACE	1	23	0	1	17	189	37	9	5	92	4	1
Legal Aid of North Texas	0	0	0	0	0	0	0	0	0	0	0	0
MHMR Addiction Services	0	0	0	0	1	0	0	0	0	0	0	0
MHMR Specialized Services	1	7	1	3	12	569	16	20	4	225	6	10
Open Arms Home	0	0	0	0	0	0	0	0	0	0	0	0
Presbyterian Night Shelter	34	6,040	11	4	395	62,730	158	14	111	27,657	39	11
Salvation Army (Arlington)	20	31	40	4	86	156	92	16	41	96	44	4
Salvation Army (Lancaster)	105	4,918	0	1	1,283	66,563	41	24	524	26,563	20	1
Samaritan House	6	58	5	6	53	297	56	53	18	209	26	29
Resource Recovery Council	1	171	1	2	16	1,958	40	50	6	963	15	19
Safe Haven of Tarrant County	5	10	5	0	21	120	28	1	20	115	28	0
TC Human Services	0	0	0	0	28	0	0	0	0	0	0	0
TCCDD (University Dr.)	4	4	0	0	21	187	16	6	4	4	0	0
Texas Inmate Services	94	198	9	1	784	1,624	21	4	386	804	17	1
Union Gospel Mission	25	20,313	30	35	406	177,246	343	366	162	84,688	95	95
Veteran's Admin	0	0	0	0	0	0	0	0	0	0	0	0
VOA Faith Program	0	0	0	0	12	0	0	0	0	0	0	0
VOA Light Program	27	30	0	2	91	481	11	46	60	221	3	21
YWCA Arl Child Dev.	49	16	32	25	204	92	180	112	107	38	82	60
YWCA FTW Child Dev.	9	5	2	0	169	23	99	15	19	5	12	3
YWCA of FTW	1	12	3	4	21	154	41	29	4	249	14	11
Totals:	482	35,780	248	171	4,529	338,650	1,847	1,332	1,978	155,632	791	571

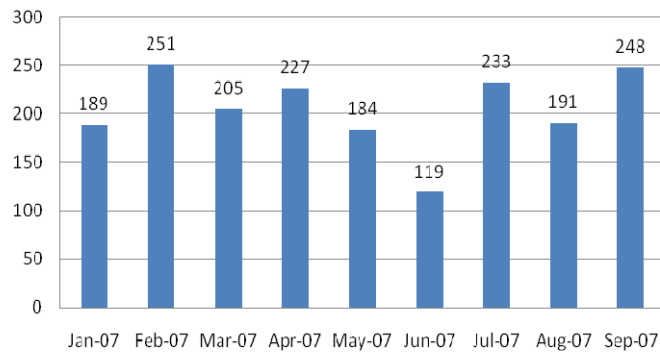
New Clients



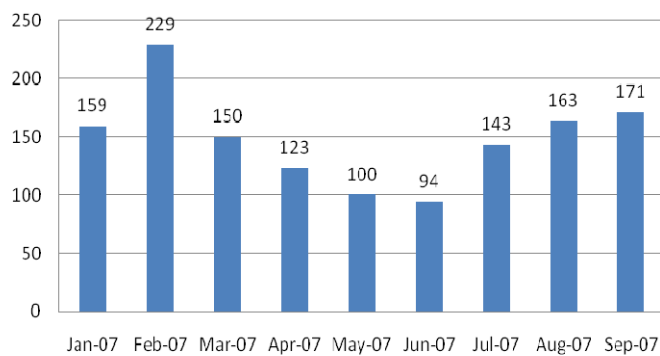
Services



Enrollments



Exits

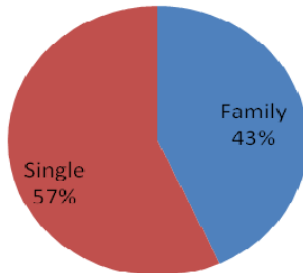


Monthly Logins by Organization / User

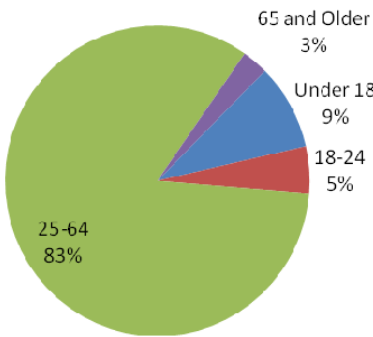
User Count by Org		
Organization	# User Login	# Times Logged In
All Church Home	3	21
Arlington Housing Authority	1	16
Arlington Life Shelter	3	36
Cenikor Foundation	0	0
Center of Hope	0	0
Community Enrichment Ctr	2	8
Cornerstone Comp. Care	4	15
Day Resource Center	6	287
Dental Health of Arlington	1	10
Fort Worth Housing	1	6
GRACE	2	4
Legal Aid of North Texas	0	0
MHMR Addiction Services	1	5
MHMR Specialized Services	2	20
Open Arms Home	0	0
Presbyterian Night Shelter	10	293
SafeHaven of Tarrant County	1	20
Salvation Army (Arlington)	1	2
Salvation Army (Lancaster)	11	260
Samaritan House	2	30
Resource Recovery Council	4	26
TC Human Services	0	0
TCCDD (University Dr.)	2	2
Texas Inmate Services	8	235
Union Gospel Mission	14	482
Veteran's Admin	0	0
VOA Faith Program	0	0
VOA Light Program	2	35
YWCA Arl Child Dev.	1	26
YWCA FTW Child Dev.	1	13
YWCA of FTW	3	21

Demographics (2163 Unduplicated Clients for August 2007)

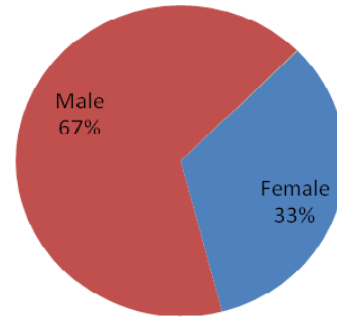
Family/Single Account Status



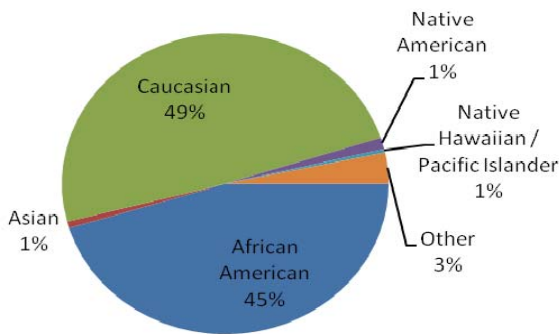
Age of Client



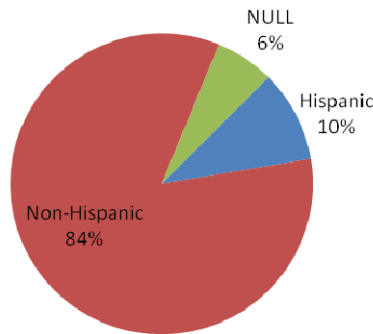
Gender of Client



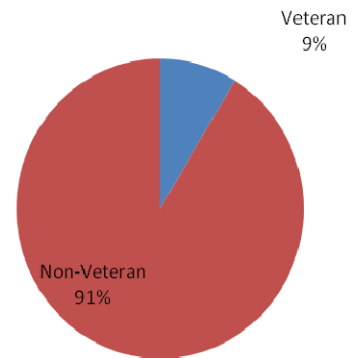
Race of Client



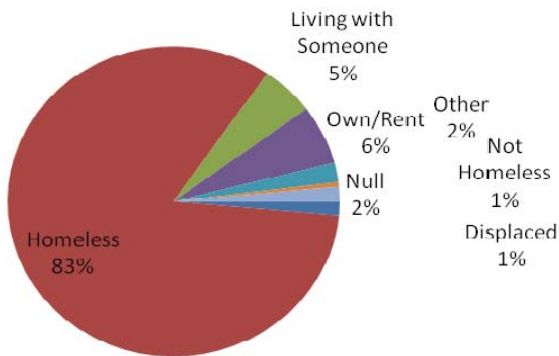
Ethnicity



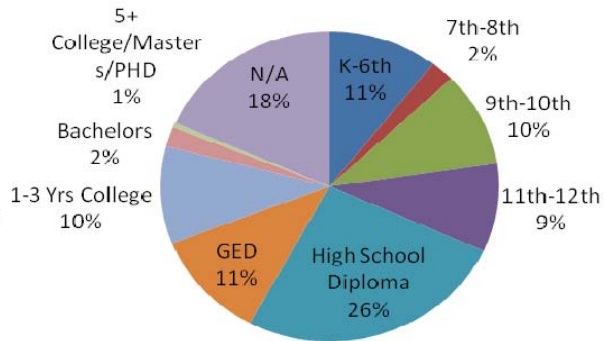
Veteran Status

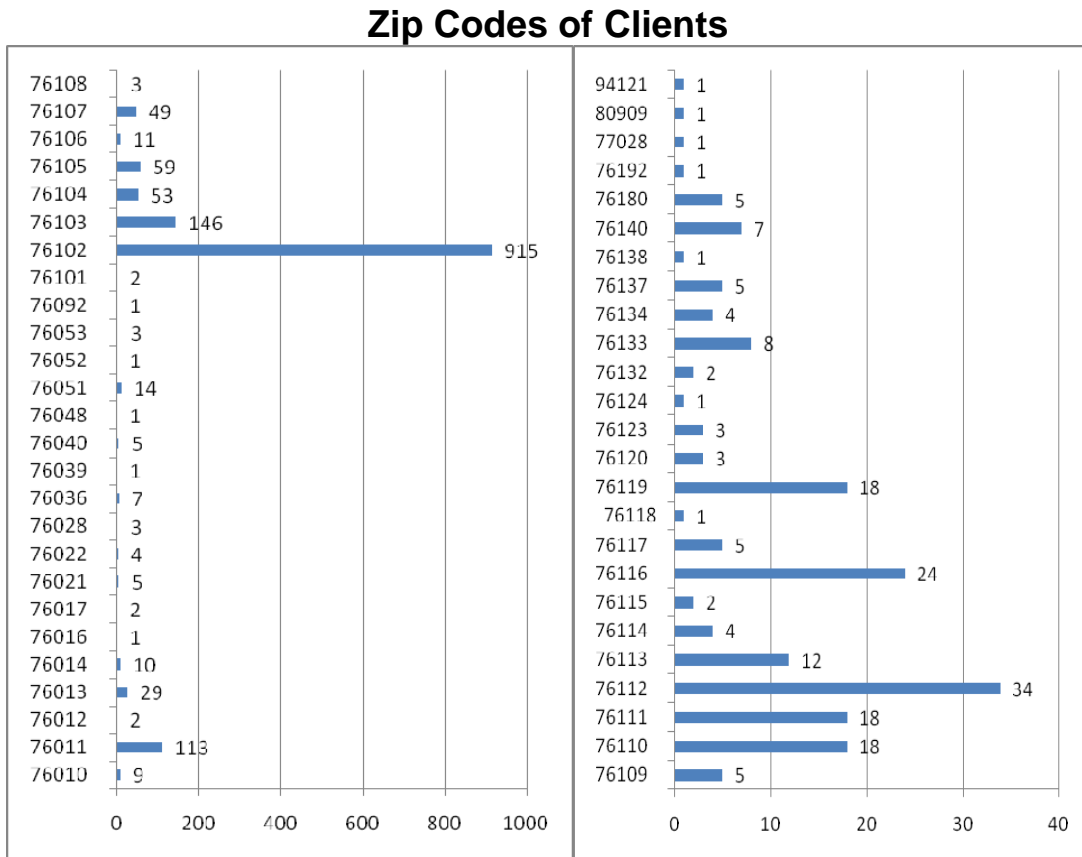
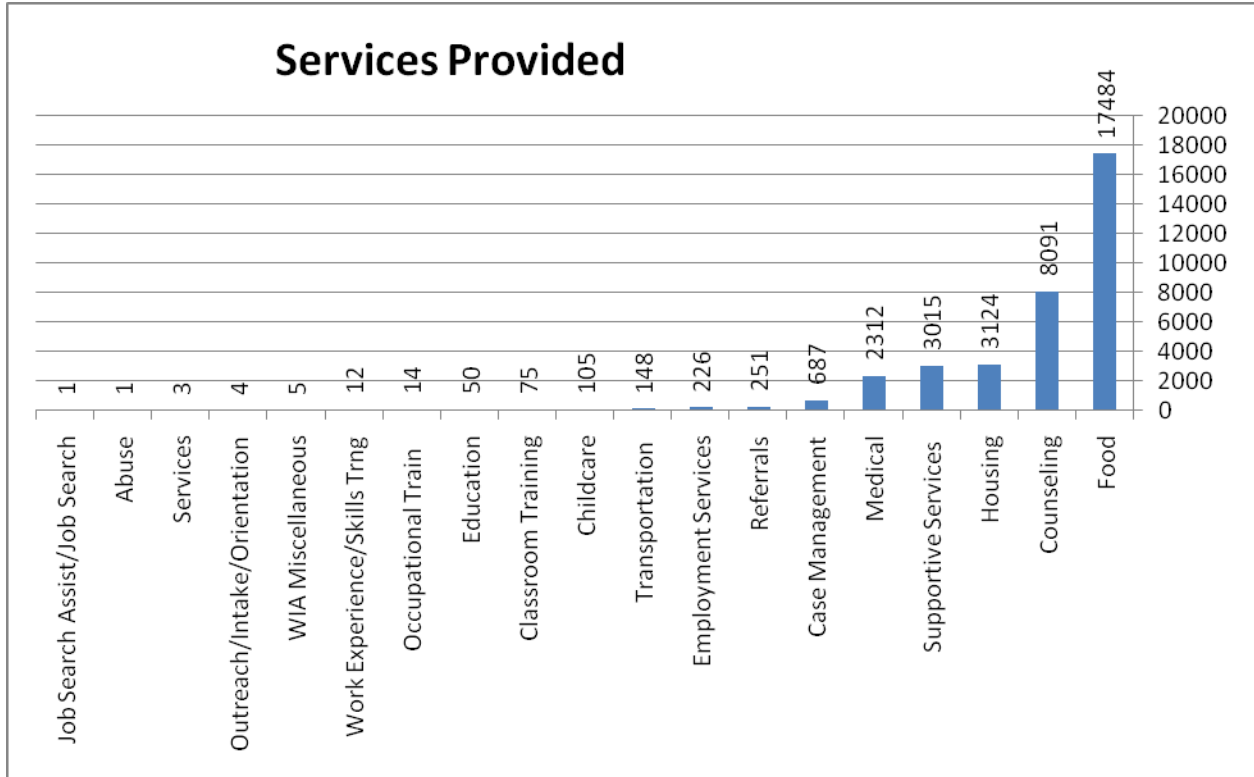


Housing Status



Education





Information

New or On-going Issues

Any problems or new training needs should be reported to the Help Desk staffed by Services Coordinator Kim Creamer at 817 872-2377, Ext 4 or kcreamer@taccess.org. Messages may be left or, for urgent matters, other ACCESS staff may be contacted:

Network Administrator Richard Hillegas: Ext 2

rhillegas@taccess.org

Technical Assistant Darlene Bauchman-Lopez: Ext 3

dbauchman@taccess.org

Executive Director Steve Braun: Ext 0

ssbraun@taccess.org

Project Goals

1. Implement HMIS TC at a minimum of 97% (at least 32) of the targeted list of 33 organizations in the HMIS
 - Procure and install hardware/software as needed
 - Users Trained – *goal 50 users*
2. Help Desk Calls logged and resolved – *goal 250 records*
3. Capture all required HMIS client information data – *goal 1,500 client records; 50,000 service plans (Note: services provided to clients already in the Safety Network/HMIS are recorded as Service Plans. Thus, as the system matures the number of new clients entered may be less dramatic but the number of Service Plans should constantly increase)*
 - User Agreements with orgs
 - Semi-Annual Data Integrity Reports
 - MOAs between ACCESS, Continuum of Care (CoC), and all HMIS sites by November 2007
4. HMIS will ensure the integrity of HMIS data system.
 - a. Running Data Integrity Reports on the HMIS at least quarterly
5. Supply financial/program usage (by org, by user) reports to HUD through the APR or as requested – *goal monthly*
 - Monthly Utilization and Client Demographic Reports
 - Semi-Annual Summary Reports
 - Annual Tarrant County Homeless Report