

**TARRANT COUNTY ACCESS FOR THE HOMELESS
HMIS REPORT**

January 1, 2008 – December 31, 2008

Report for the Month of: August 2008

New Cases

1. 2008 HMIS totals:
New Clients = 4,523 Service Entries = 629,247 Enrollments= 3,353 Exits= 3,237
2. Tarrant County ACCESS grant contract totals (June 1, 2008 –May 31, 2009):
New Clients = 1,983 Service Entries = 323,671 Enrollments= 1,748 Exits= 1,952
3. Monthly totals:
New Clients = 654 Service Entries = 116,524 Enrollments= 563 Exits= 771

Training

4. Total trainings held in 2008: 33
5. Total trainings held under current contract: 13
6. Total training sessions this month: 4
7. People trained during this month: 18
8. Organizations trained this month: 7

Help Desk Support

7. Total sites receiving Help Desk support this year: 143
8. Total sites receiving Help Desk support under the contract: 49
9. Total sites receiving Help Desk support this month: 15
10. Calls received this month: 140
11. Organizations receiving Help Desk support this month: 15

Utilization of Software

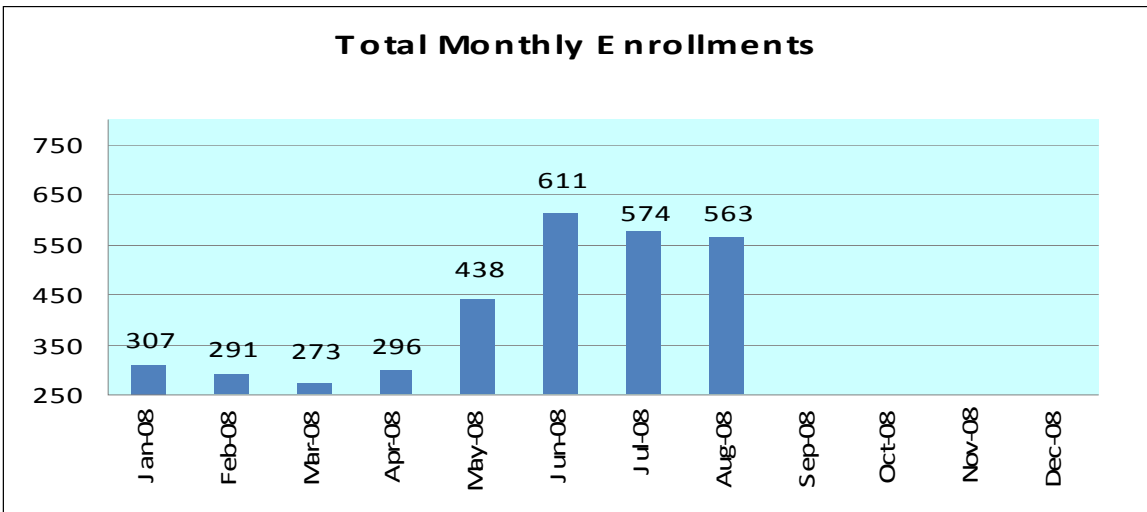
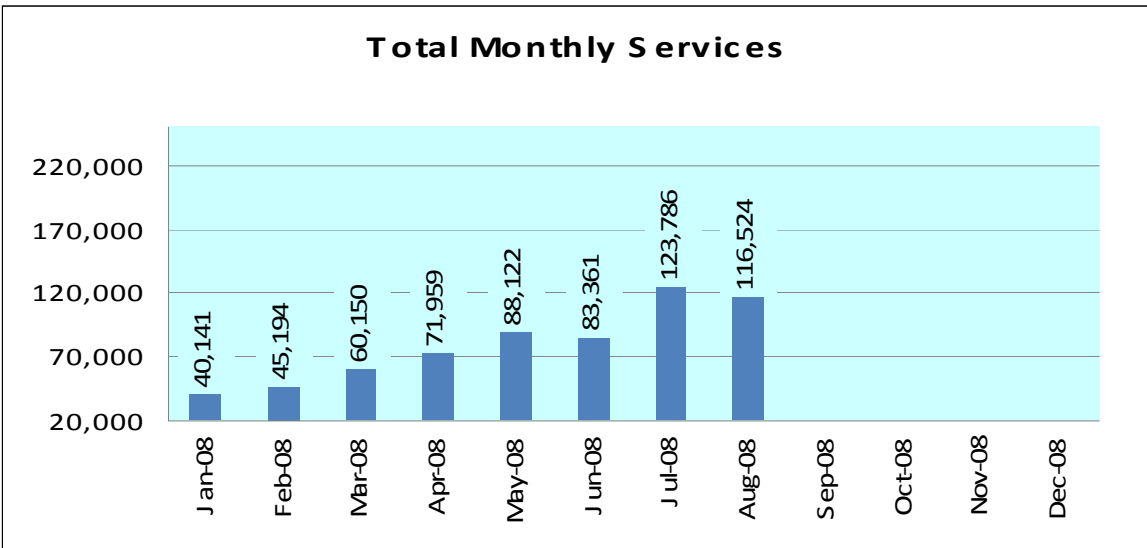
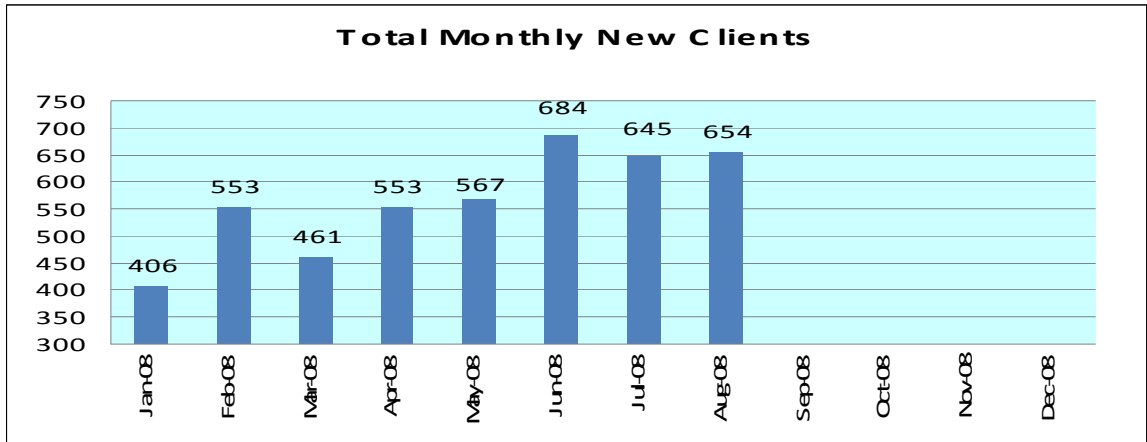
Reporting Period	New Clients:	Service Entries:	Enrollments:	Exits:
Jan 08	406	40,141	307	244
Feb 08	553	45,194	291	237
Mar 08	461	60,150	273	170
Apr 08	553	71,959	296	206
May 08	567	88,122	438	428
June 08	684	83,361	611	625
July 08	645	123,786	574	556
Aug 08	654	116,524	563	771
Sept 08				
Oct 08				
Nov 08				
Dec 08				
Cumulative Totals:	4,523	629,237	3,353	3,237

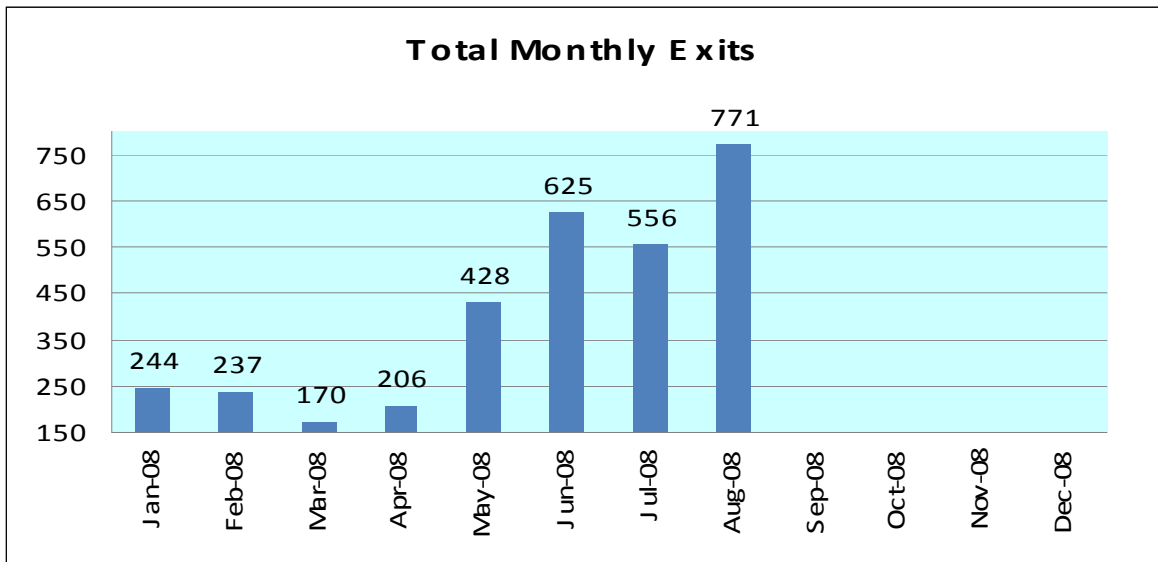
Clients Served by ES unduplicated for the Month: 1517
 Clients Actively Enrolled in TH Programs: 1017
 Clients Actively Enrolled in PH Programs: 973

Activity Entry by Organization

Organization	Current Month				Calendar Year				Tarrant County ACCESS Grant Period			
	Clients	Services	Enrollments	Exits	Clients	Services	Enrollments	Exits	Clients	Services	Enrollments	Exits
All Church Home	17		15	20	155	971	166	145	58		48	51
Arlington Housing Authority		44		5	20	583	25	18	3	174	11	8
Arlington Life Shelter	49	6737	55	52	695	55808	418	276	120	19952	136	105
Cenikor Foundation					0	0	0	0				
Center of Hope	11				11	5	0	0	11			
Community Enrichment Ctr	6	30	12	9	86	269	74	101	28	160	34	36
Cornerstone Comp. Care		21	15	10	7	503	57	33	4	138	35	26
Day Resource Center	32	23281	8	24	271	100516	45	56	94	58284	14	56
Dental Health	2	5			17	42			6	9		
Fort Worth Housing			27	8	50	69	120	69	15	29	65	24
GRACE	3	29	2		17	202	14	18	8	93	7	2
Legal Aid of North Texas					14	12	6	9	2			
Lighthouse Services												
MHMR Addiction Services					0	0	0	0				
MHMR Specialized Services		2	1		7	77	6	9	1	6	3	8
Northside InterChurch Agency		1				1				1		
Open Arms Home	1				11	10	1	0	1			
Parents and Children Together		1				1				1		
Parks and Community Services												
Presbyterian Night Shelter	53	33633	38	10	312	141522	154	77	141	102712	83	33
Salvation Army (Arlington)					59	151	82	11				
Salvation Army (Lancaster)	72	7174	4		793	55767	95	57	233	19118	26	4
Samaritan House			5	5	34	2425	36	31	3		8	8
Resource Recovery Council		9	3		2	60	11	9		9	4	1
Safe Haven of Tarrant County	261	5751	261	449	993	21416	993	1434	811	17483	811	1154
TC Human Services					0	0	0	0				
TCCDD (University Dr.)		32		8	10	135	6	12	3	36		8
Texas ReEntry Services		25	1	2	5	143	8	6	4	95	7	5
Union Gospel Mission	109	39440	54	67	547	246141	552	484	296	104064	236	204
Veteran's Admin					0	0	0	0				
VOA Faith Program					0	0	0	0				
VOA Light Program	9	33	9	13	89	666	104	74	38	305	45	33
Women's Center (Cook's Children)												
YWCA Arl Child Dev.	23	19	45	70	167	147	260	242	75	46	117	151
YWCA FTW Child Dev.	6		7	19	130	81	101	34	22		52	30
YWCA of FTW		257	1		21	1524	19	32	6	956	3	5
Totals:	654	116,254	563	771	4523	629247	3353	3237	1983	323671	1748	1952

Clients = New client records created, is not clients served
 Services = services provided
 Enrollments = new clients enrolled in program, includes children
 Exits = number of clients exiting enrollment, includes children

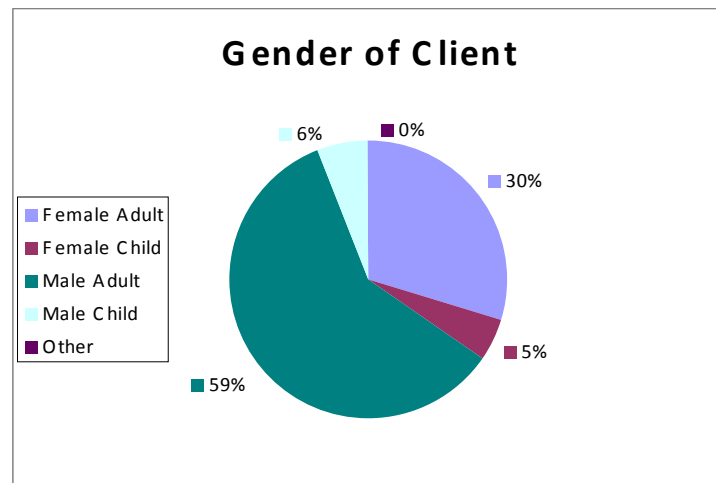
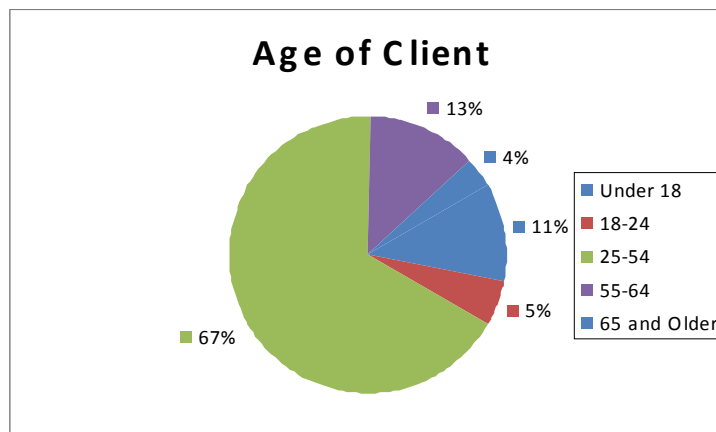
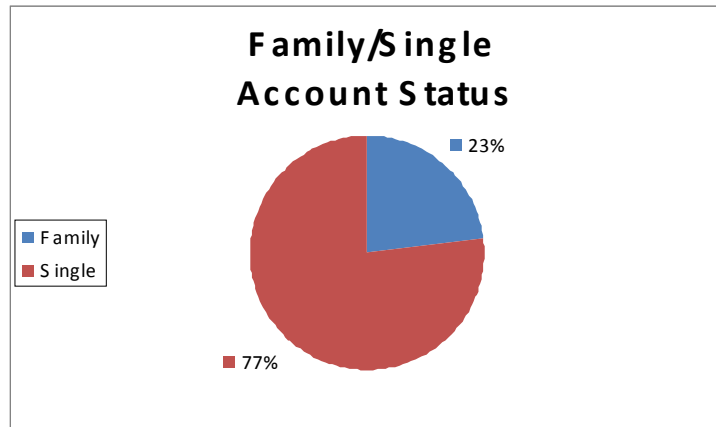


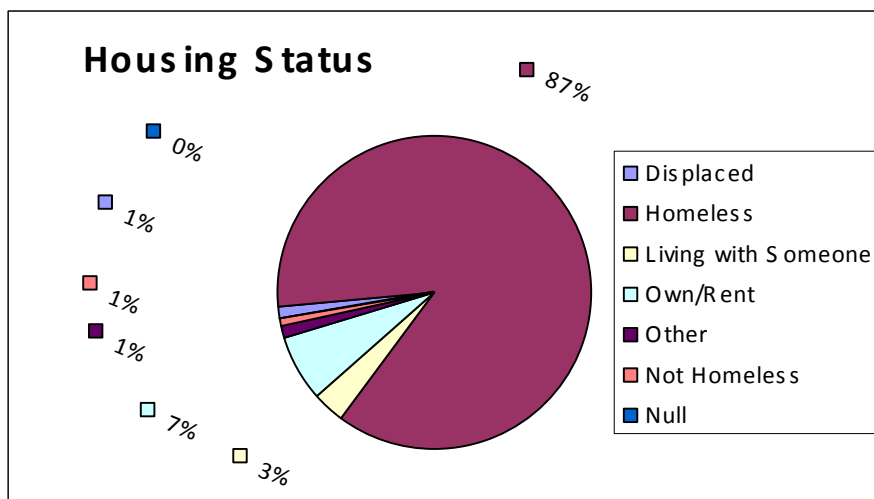
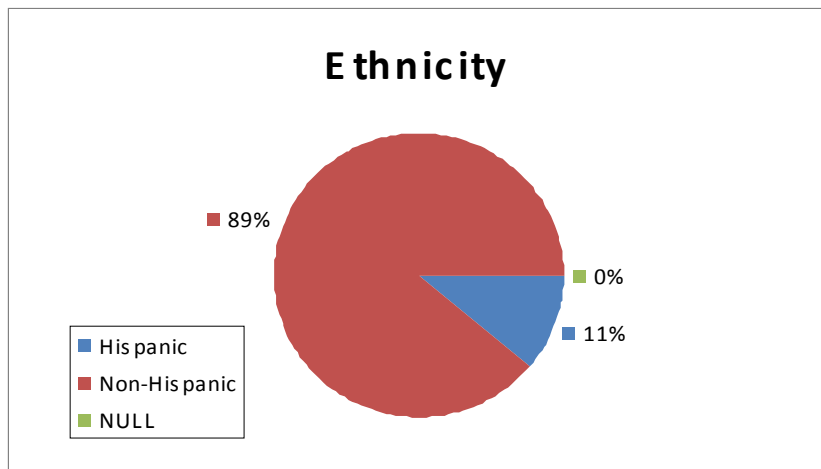
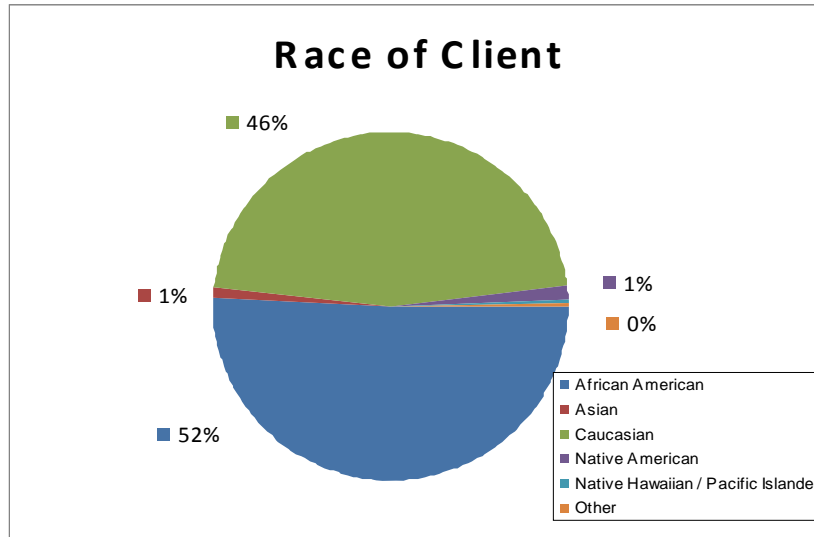



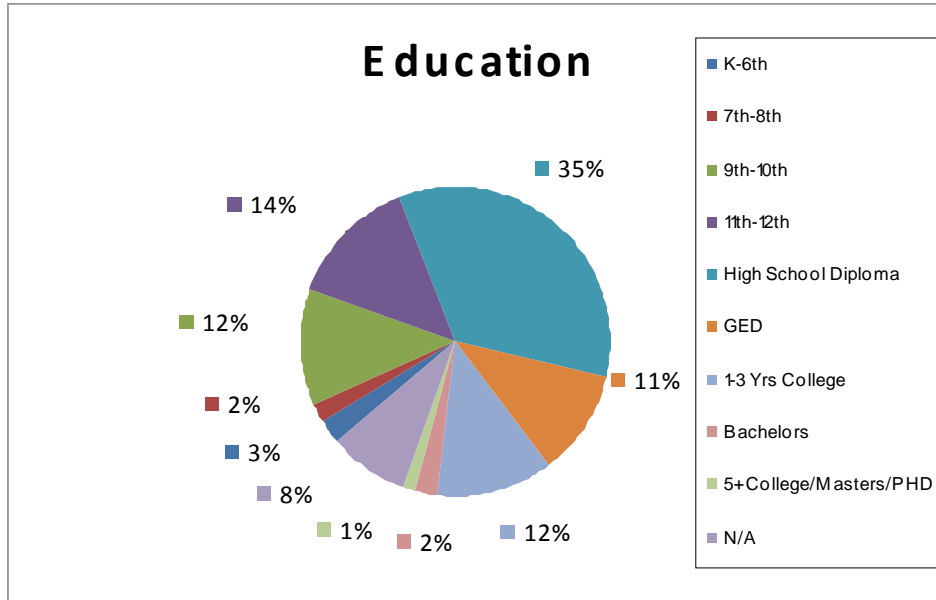
Monthly Logins by Organization / User

User Count by Org		
Organization	# User Login	# Times Logged In
All Church Home	3	24
Arlington Housing Authority		184
Arlington Life Shelter	3	
Cenikor Foundation		
Center of Hope	1	30
Community Enrichment Ctr	2	3
Cornerstone Comp. Care	5	40
Day Resource Center	6	335
Dental Health of Arlington	1	8
Fort Worth Housing	2	4
GRACE	2	17
Legal Aid of North Texas	1	1
Lighthouse Services	1	2
MHMR Addiction Services		
MHMR Specialized Services	1	3
Northside Inter-Church Agency	1	1
Open Arms Home		
Parents and Children Together		
Parks and Community Services	1	3
Presbyterian Night Shelter	23	862
SafeHaven of Tarrant County	3	5
Salvation Army (Arlington)		
Salvation Army (Lancaster)	9	280
Samaritan House		
Resource Recovery Council	3	11
TC Human Services		
TCCDD (University Dr.)	2	58
Texas ReEntry Services	2	26
Union Gospel Mission	20	645
Veteran's Admin		
VOA Faith Program		
VOA Light Program	1	10
Women's Center (Cook's Children Program)	1	8
YWCA Arl Child Dev.	1	1
YWCA FTW Child Dev.	1	14
YWCA of FTW	1	21

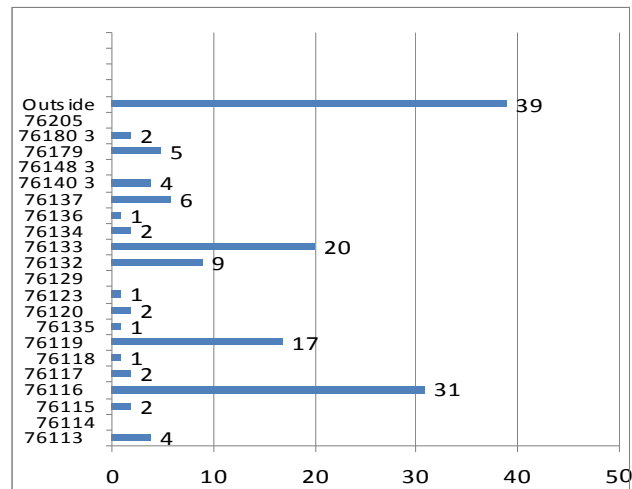
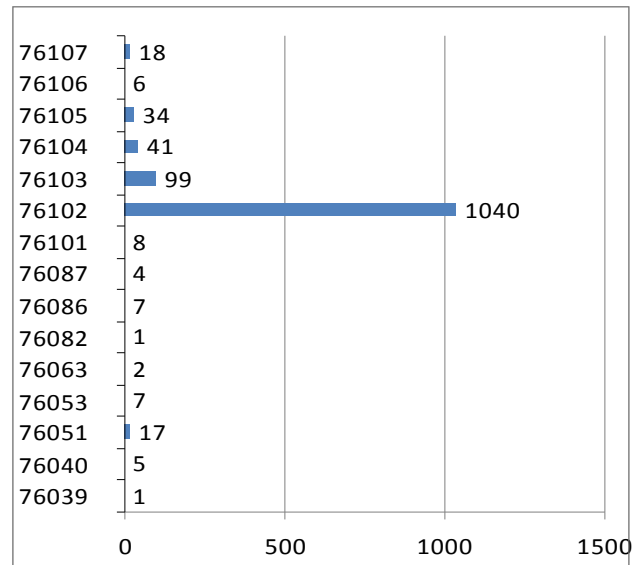
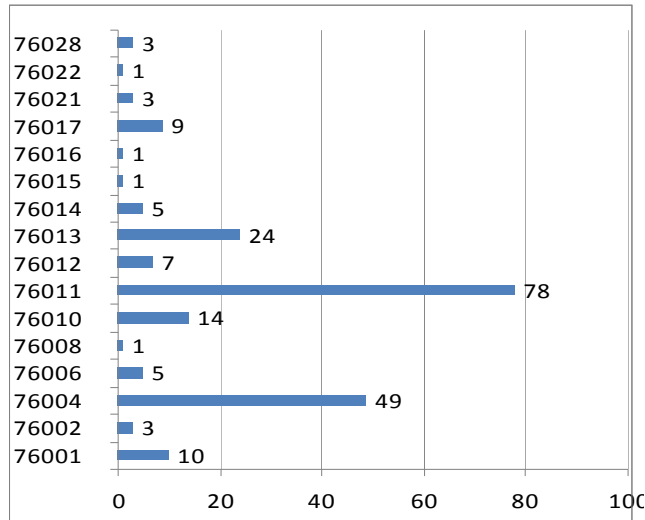
Demographics (2,159 Unduplicated Clients for August 2008)







Zip Codes of Clients



Prior Zip Code of Clients Served

