

**TARRANT COUNTY ACCESS FOR THE HOMELESS
HMIS REPORT**

January 1, 2008 – December 31, 2008

Report for the Month of: September 2008

New Cases

1. 2008 HMIS totals:
New Clients = 5,256 Service Entries = 750,514 Enrollments= 3,949 Exits= 3,811
2. Tarrant County ACCESS grant contract totals (June 1, 2008 –May 31, 2009):
New Clients = 2,716 Service Entries = 444,938 Enrollments= 2,344 Exits= 2,526
3. Monthly totals:
New Clients = 733 Service Entries = 121,267 Enrollments= 596 Exits= 574

Training

4. Total trainings held in 2008: 35
5. Total trainings held under current contract: 15
6. Total training sessions this month: 2
7. People trained during this month: 7
8. Organizations trained this month: 4

Help Desk Support

7. Total sites receiving Help Desk support this year: 162
8. Total sites receiving Help Desk support under the contract: 68
9. Total sites receiving Help Desk support this month: 19
10. Calls received this month: 131
11. Organizations receiving Help Desk support this month: 19

Utilization of Software

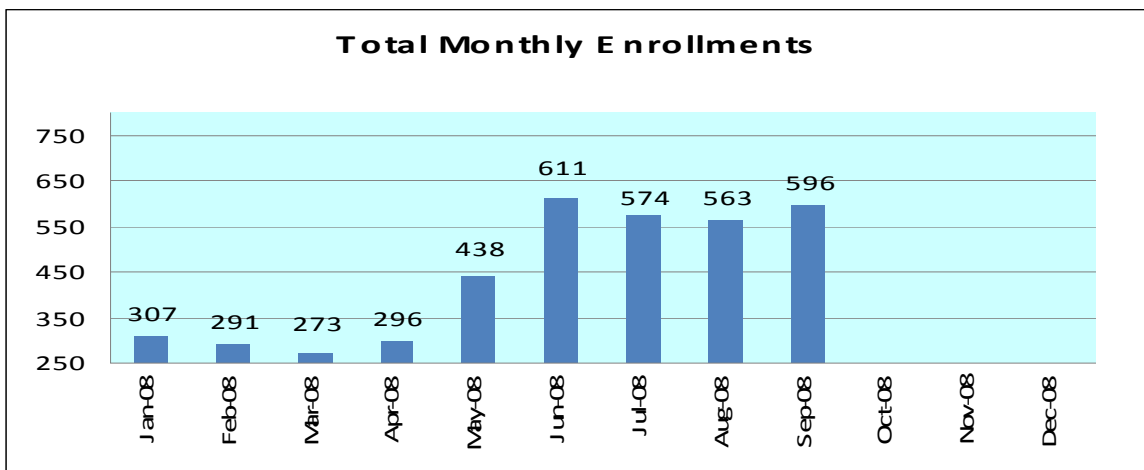
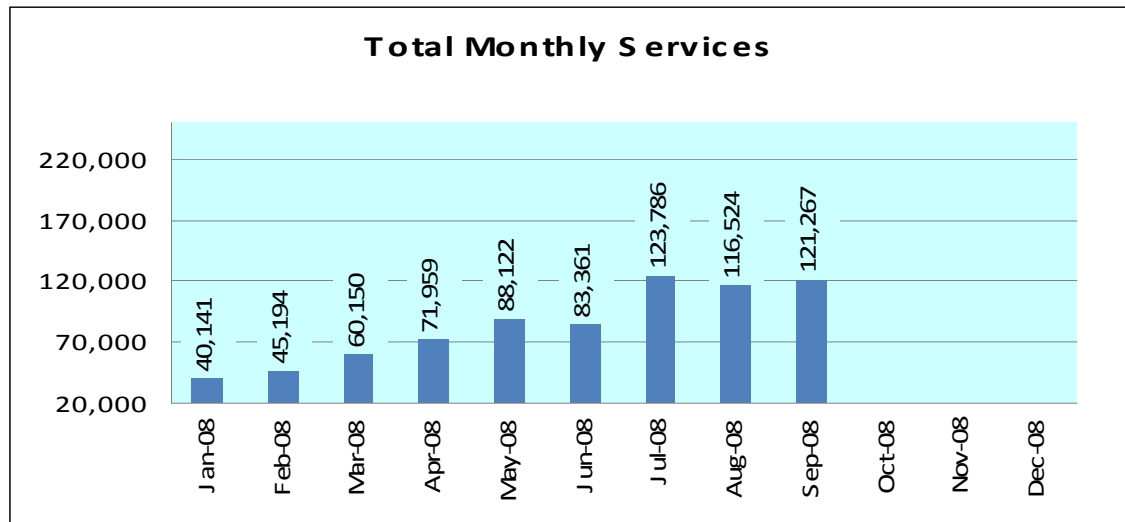
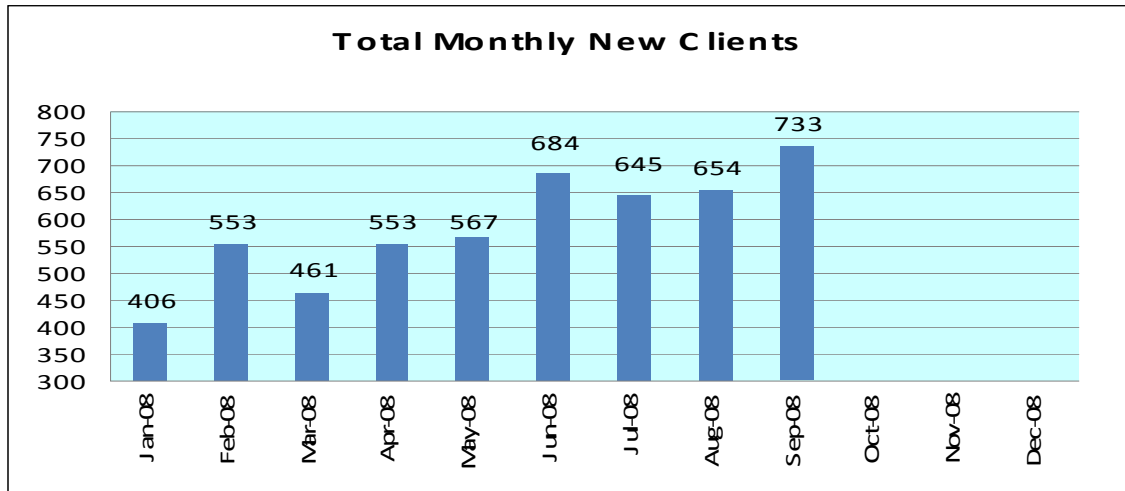
Reporting Period	New Clients:	Service Entries:	Enrollments:	Exits:
Jan 08	406	40,141	307	244
Feb 08	553	45,194	291	237
Mar 08	461	60,150	273	170
Apr 08	553	71,959	296	206
May 08	567	88,122	438	428
June 08	684	83,361	611	625
July 08	645	123,786	574	556
Aug 08	654	116,524	563	771
Sept 08	733	121,267	596	574
Oct 08				
Nov 08				
Dec 08				
Cumulative Totals:	5,256	750,504	3,949	3,811

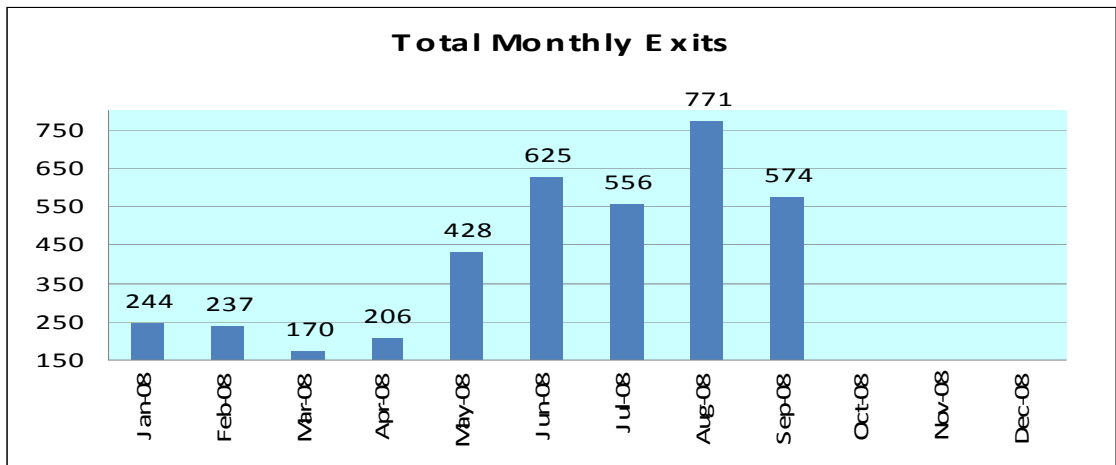
Clients Served by ES unduplicated for the Month: 1517
 Clients Actively Enrolled in TH Programs: 1017
 Clients Actively Enrolled in PH Programs: 973

Activity Entry by Organization

Organization	Current Month				Calendar Year				Tarrant County ACCESS Grant Period			
	Clients	Services	Enrollments	Exits	Clients	Services	Enrollments	Exits	Clients	Services	Enrollments	Exits
All Church Home	20	12	37	37	175	983	203	182	78	12	85	88
Arlington Housing Authority		42			20	625	25	18	3	216	11	8
Arlington Life Shelter	58	8011	55	40	753	63819	473	316	178	27963	191	145
Cenikor Foundation					0	0	0	0				
Center of Hope					11	5	0	0	11			
Community Enrichment Ctr	13	16	16		99	285	90	101	41	176	50	36
Cornerstone Comp. Care			3		7	503	60	33	4	138	38	26
Day Resource Center	43	25381	7		314	125897	52	56	137	83665	21	56
Dental Health	1	3			18	45			7	12		
Fort Worth Housing	15	35	34	8	65	104	154	77	30	64	99	32
GRACE		28		3	17	230	14	21	8	121	7	5
Legal Aid of North Texas					14	12	6	9	2			
Lighthouse Services												
MHMR Addiction Services					0	0	0	0				
MHMR Specialized Services					7	77	6	9	1	6	3	8
Northside InterChurch Agency	17	3			17	4			17	4		
Open Arms Home					11	10	1	0	1			
Parents and Children Together	2	1			2	2			2	2		
Parks and Community Services												
Presbyterian Night Shelter	89	32108	35	10	401	173630	189	87	230	134820	118	43
Salvation Army (Arlington)					59	151	82	11				
Salvation Army (Lancaster)	105	7063	8		898	62830	103	57	338	26181	34	4
Samaritan House			4	7	34	2425	40	38	3		12	15
Resource Recovery Council		12		2	2	72	11	11		21	4	3
Safe Haven of Tarrant County	249	6257	249	308	1242	27673	1242	1742	1060	23740	1060	1462
TC Human Services					0	0	0	0				
TCCDD (University Dr.)		22			10	157	6	12	3	58		8
Texas ReEntry Services		18	3		5	161	11	6	4	113	10	5
Union Gospel Mission	86	41788	80	94	633	287929	632	578	382	145852	316	298
Veteran's Admin					0	0	0	0				
VOA Faith Program					0	0	0	0				
VOA Light Program	7	125	18	15	96	791	122	89	45	430	63	48
Women's Center (Cook's Children)												
YWCA Arl Child Dev.	15	10	22	44	182	157	282	286	90	56	139	195
YWCA FTW Child Dev.	9		24	4	139	81	125	38	31		76	34
YWCA of FTW	4	316	1	2	25	1840	20	34	10	1272	4	7
Totals:	733	121,267	596	574	5,256	750,514	3,949	3,811	2,716	444,938	2,344	2,526

Clients = New client records created, is not clients served
 Services = services provided
 Enrollments = new clients enrolled in program, includes children
 Exits = number of clients exiting enrollment, includes children

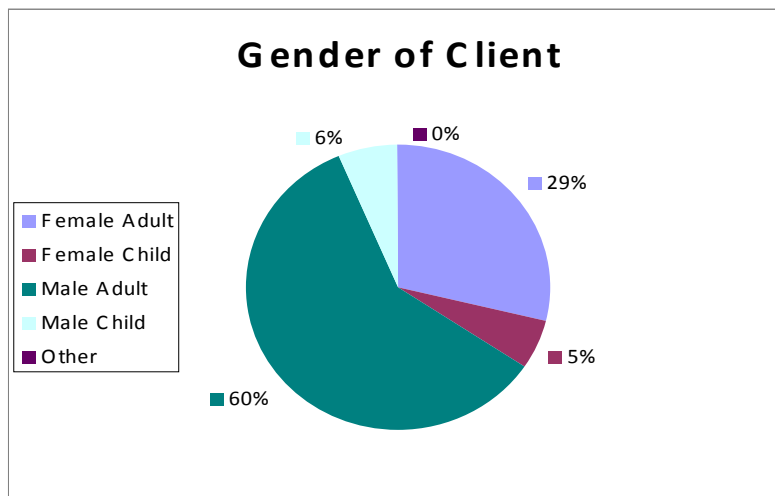
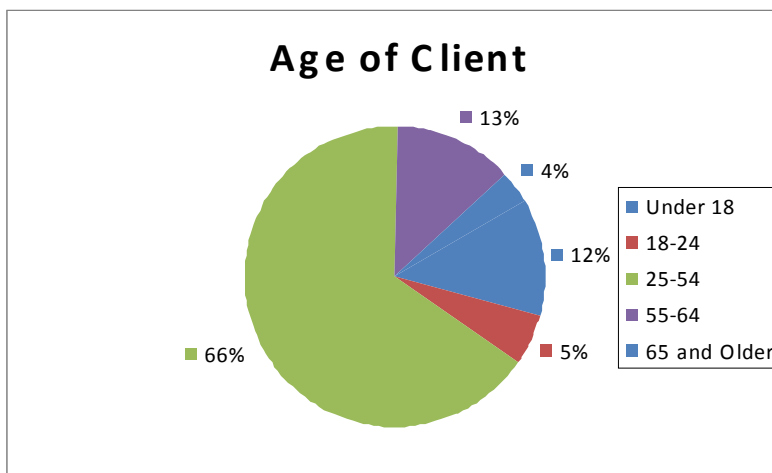
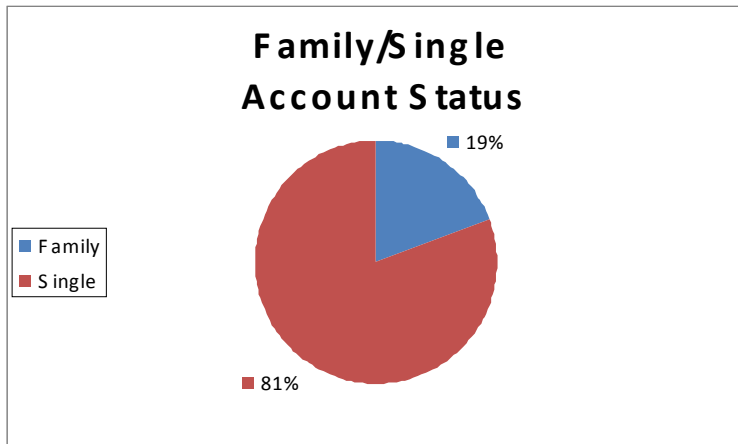


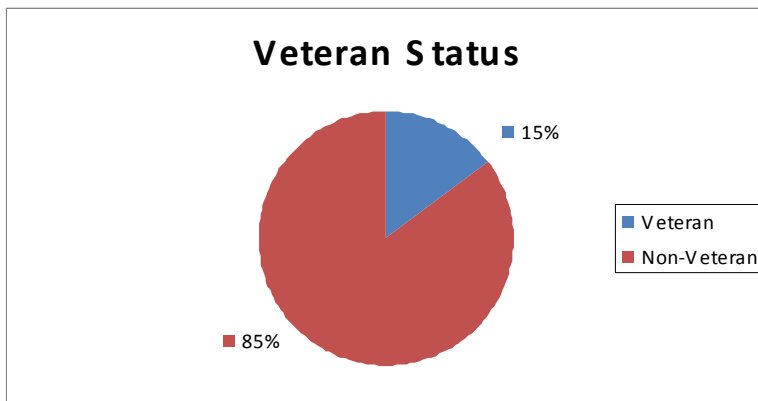
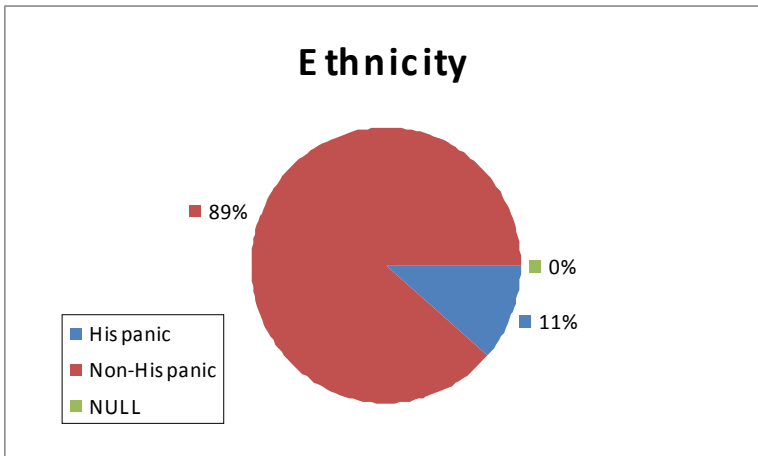
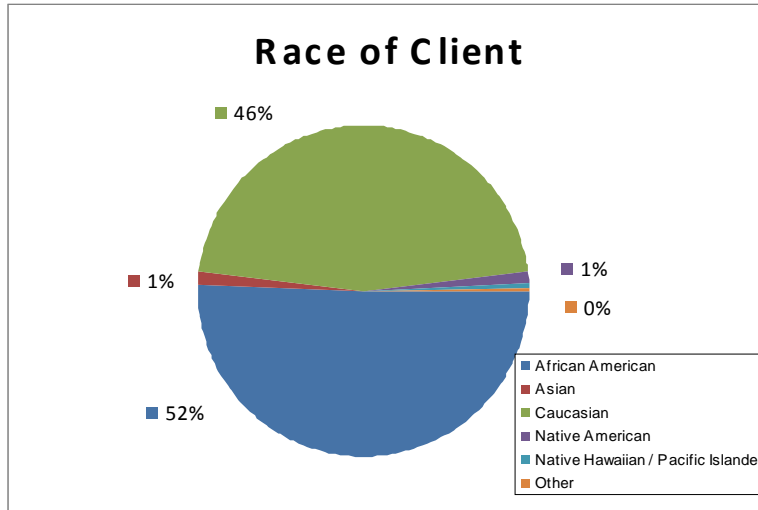


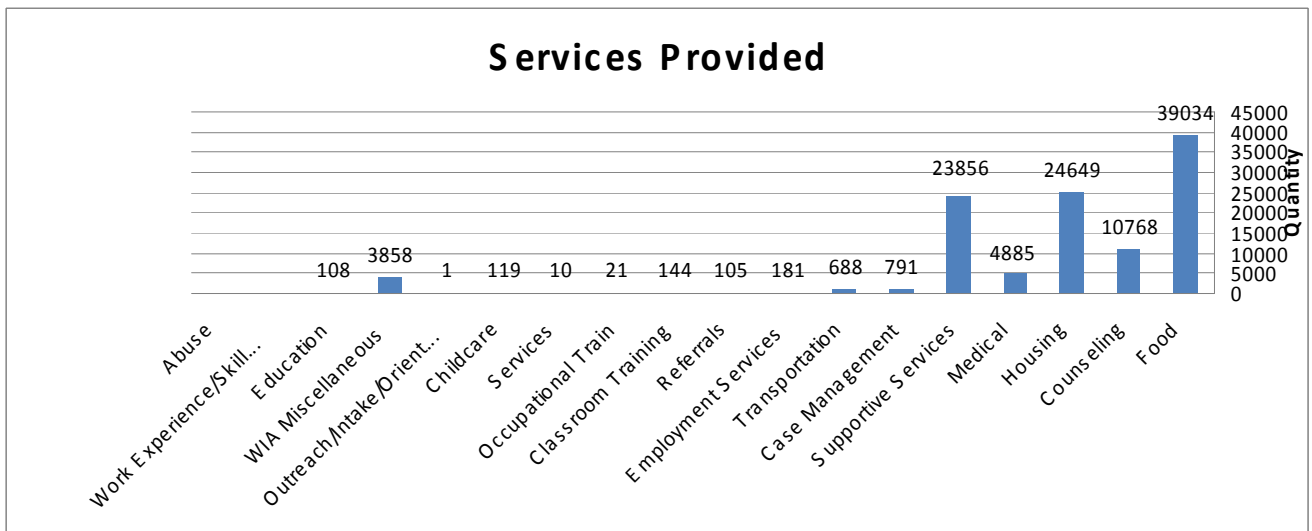
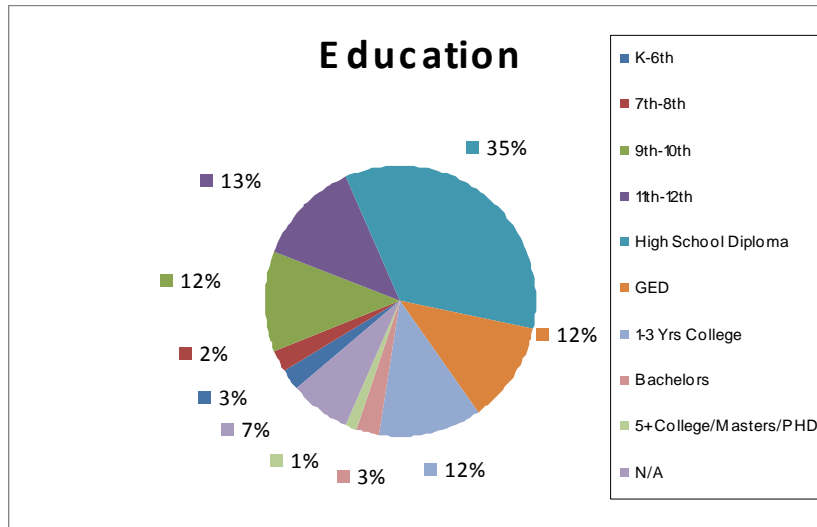
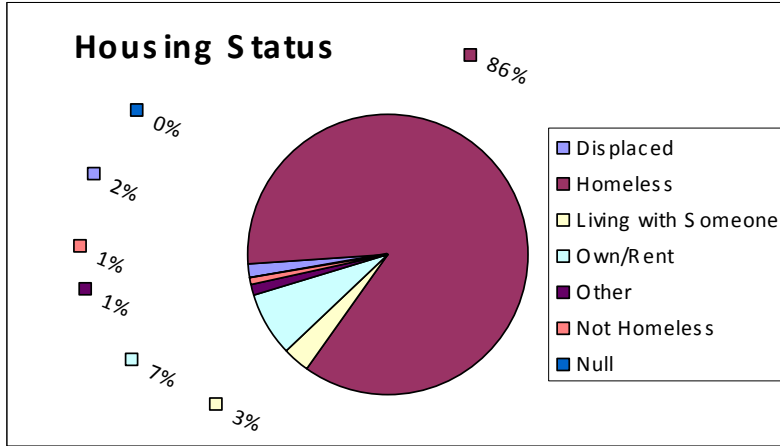
Monthly Logins by Organization / User

User Count by Org		
Organization	# User Login	# Times Logged In
All Church Home	3	15
Arlington Housing Authority		
Arlington Life Shelter	3	190
Cenikor Foundation		
Center of Hope	1	6
Community Enrichment Ctr	5	33
Cornerstone Comp. Care	3	16
Day Resource Center	6	312
Dental Health of Arlington	1	2
Fort Worth Housing	2	18
GRACE	2	5
Legal Aid of North Texas		
Lighthouse Services		
MHMR Addiction Services		
MHMR Specialized Services	1	4
Northside Inter-Church Agency	1	23
Open Arms Home		
Parents and Children Together	1	27
Parks and Community Services		
Presbyterian Night Shelter	23	860
SafeHaven of Tarrant County	1	1
Salvation Army (Arlington)		
Salvation Army (Lancaster)	10	254
Samaritan House	1	1
Resource Recovery Council	3	11
TC Human Services		
TCCDD (University Dr.)	2	17
Texas ReEntry Services	2	23
Union Gospel Mission	19	739
Veteran's Admin		
VOA Faith Program		
VOA Light Program	1	12
Women's Center (Cook's Children Program)	1	11
YWCA Arl Child Dev.	1	12
YWCA FTW Child Dev.	1	34
YWCA of FTW	3	51

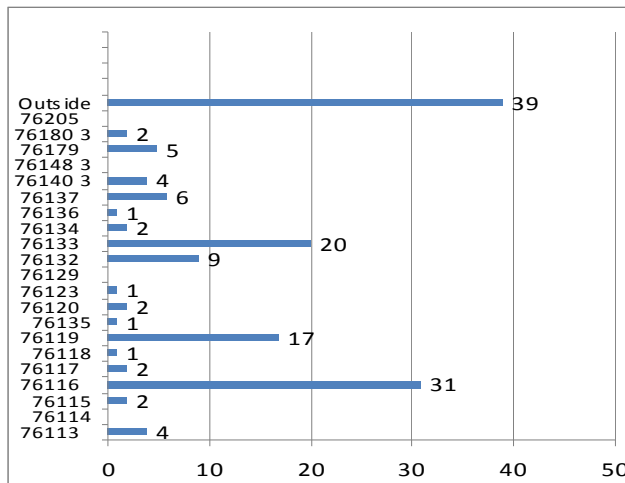
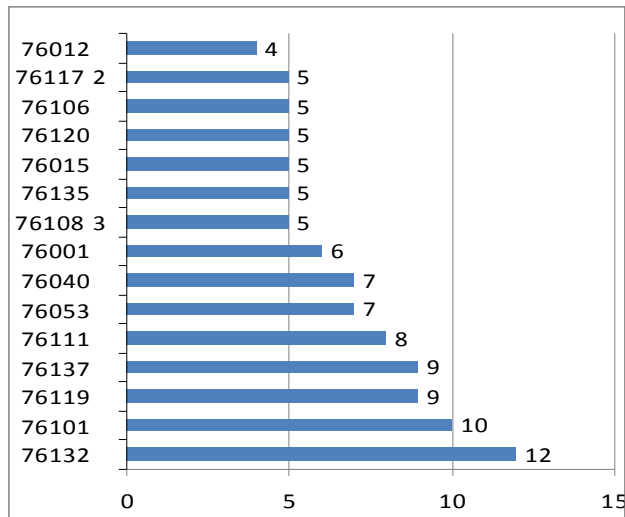
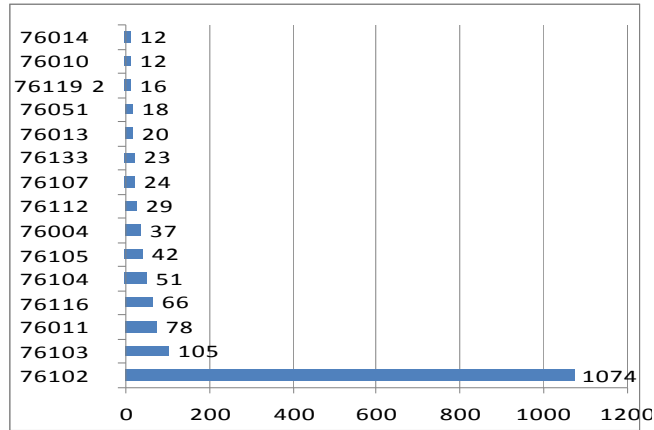
Demographics (2,159 Unduplicated Clients for September 2008)







Zip Codes of Clients



Prior Zip Code

