

## TARRANT COUNTY ACCESS FOR THE HOMELESS HMIS REPORT

January 1, 2008 – December 31, 2008

**Report for the Month of: December 2008**

### New Cases

1. 2008 HMIS totals:  
New Clients = 6,369      Service Entries = 1,010,013      Enrollments = 4,763      Exits= 4,610
2. Tarrant County ACCESS grant contract totals ( June 1, 2008 –May 31, 2009):  
New Clients = 3,829      Service Entries = 704,437      Enrollments= 3,158      Exits= 3,325
3. Monthly totals:  
New Clients = 562      Service Entries = 136,884      Enrollments = 378      Exits = 470

### Training

4. Total trainings held in 2009: 60
5. Total trainings held under current contract: 27
6. Total training sessions this month: 3
7. People trained during this month: 14
8. Organizations trained this month: 8

### Help Desk Support

7. Total sites receiving Help Desk support this year: 209
8. Total sites receiving Help Desk support under the contract: 115
9. Total sites receiving Help Desk support this month: 14
10. Calls received this month: 94
11. Organizations receiving Help Desk support this month: 14

### Utilization of Software

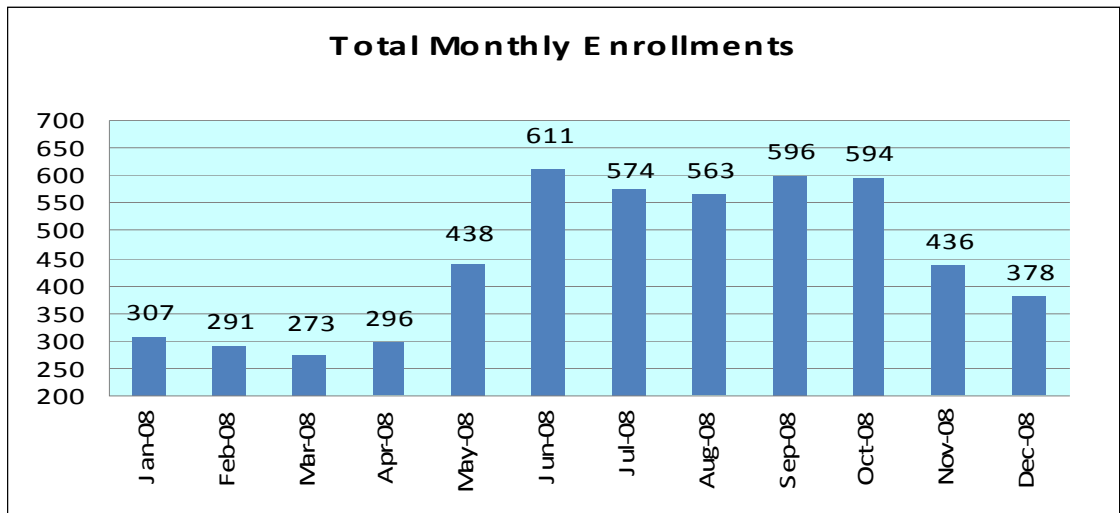
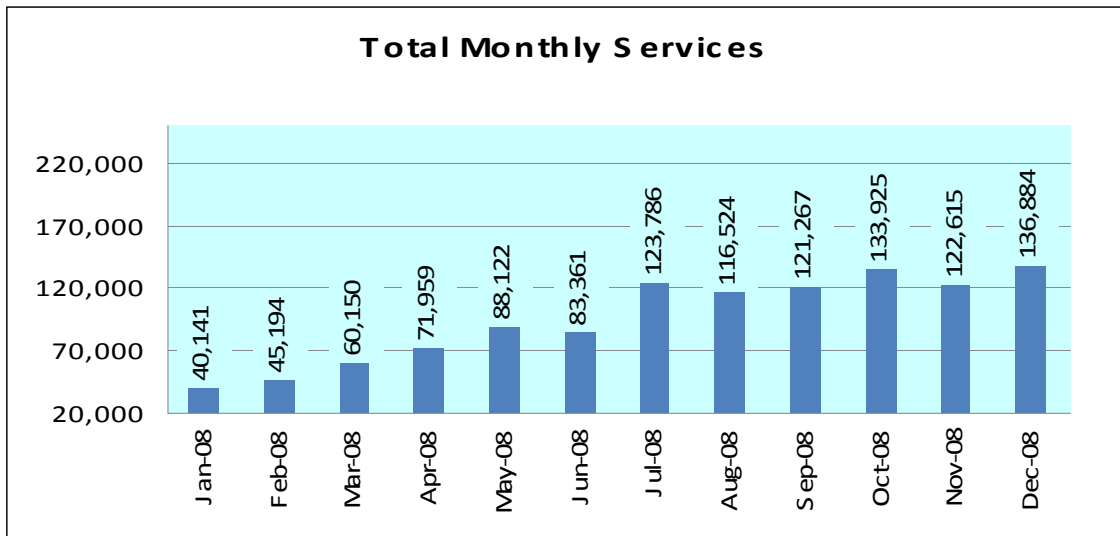
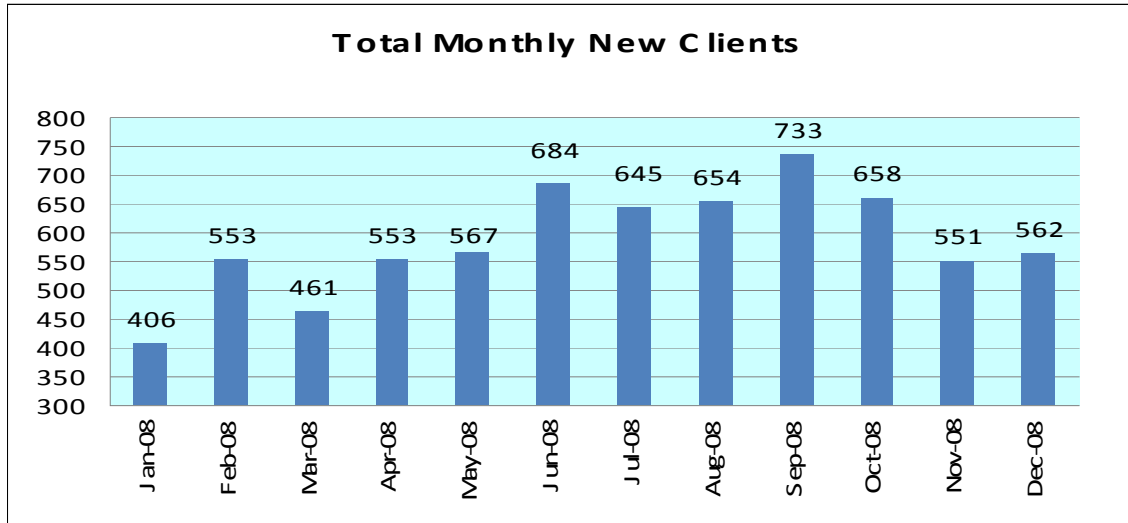
Reporting Period	New Clients:	Service Entries:	Enrollments:	Exits:
Jan 08	406	40,141	307	244
Feb 08	553	45,194	291	237
Mar 08	461	60,150	273	170
Apr 08	553	71,959	296	206
May 08	567	88,122	438	428
June 08	684	83,361	611	625
July 08	645	123,786	574	556
Aug 08	654	116,524	563	771
Sept 08	733	121,267	596	574
Oct 08	658	133,925	594	533
Nov 08	551	122,615	436	329
Dec 08	562	136,884	378	470
<b>Cumulative Totals:</b>	<b>7,027</b>	<b>1,143,928</b>	<b>5,357</b>	<b>5,143</b>

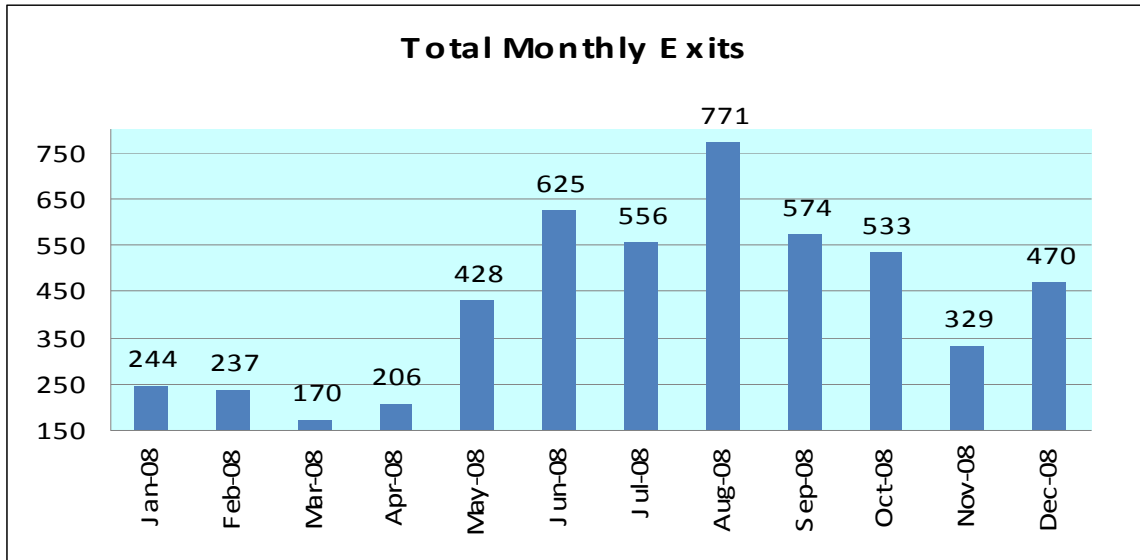
Clients Served by ES unduplicated for the Month: 1,727  
 Clients Actively Enrolled in TH Programs: 970  
 Clients Actively Enrolled in PH Programs: 1,058

### Activity Entry by Organization

Organization	Current Month				Calendar Year				Tarrant County ACCESS Grant Period			
	Clients	Services	Enrollments	Exits	Clients	Services	Enrollments	Exits	Clients	Services	Enrollments	Exits
All Church Home	35	8	29	37	266	991	284	271	169	20	166	177
Arlington Housing Authority		61			20	803	25	18	3	394	11	8
Arlington Life Shelter	69	9906	41	1	914	91584	598	341	339	55728	316	170
Cenikor Foundation					0	0	0	0				
Center of Hope					11	5	0	0	11			
Community Enrichment Ctr		12		3	111	391	102	124	53	282	62	59
Cornerstone Comp. Care		17	4		13	569	83	33	10	204	61	26
Day Resource Center	35	23469	39		451	198768	166	57	274	156536	135	57
Dental Health					18	45			7	12		
Fort Worth Housing	17	10	8	3	169	149	221	104	134	109	166	59
GRACE		25		2	19	311	14	46	10	202	7	9
Legal Aid of North Texas		2	1		14	14	7	9	2	2	1	
Lighthouse Services						1				1		
MHMR Addiction Services					0	0	0	0				
MHMR Specialized Services					7	79	6	9	1	8	3	8
Northside InterChurch Agency					17	4			17	4		
Open Arms Home					11	10	1	0	1			
Parents and Children Together					2	2			2	2		
Parks and Community Services					3	2			3	2		
Presbyterian Night Shelter	65	40997	7	22	557	284121	222	121	386	245311	151	77
Salvation Army (Arlington)					59	151	82	11				
Salvation Army (Lancaster)	81	11189	14	1	1065	93802	126	58	505	57153	57	5
Samaritan House	1		1		44	2425	51	43	13		23	20
Resource Recovery Council		58			3	373	12	13	1	322	5	5
Safe Haven of Tarrant County	151	4124	151	290	1825	42213	1825	2533	1643	38280	1643	2253
TC Human Services					0	0	0	0				
TCCDD (University Dr.)	1		1		11	184	8	12	4	85	2	8
Texas ReEntry Services	1	19	1	8	9	243	15	15	8	195	14	14
Union Gospel Mission	71	46554	63	73	864	422446	859	807	613	280369	543	527
Veteran's Admin					0	0	0	0				
VOA Faith Program					0	0	0	0				
VOA Light Program	15	177	2	18	122	1068	133	114	71	707	74	73
Women's Center (Cook's Children)												
YWCA Arl Child Dev.	17	4	16	12	239	179	342	331	147	78	199	240
YWCA FTW Child Dev.	1				153	646	154	53	45	565	105	49
YWCA of FTW	2	252			30	2343	23	40	15	1775	7	13
<b>Totals:</b>	<b>562</b>	<b>136,884</b>	<b>378</b>	<b>470</b>	<b>7,027</b>	<b>1,143,938</b>	<b>5,357</b>	<b>5,143</b>	<b>4,487</b>	<b>838,362</b>	<b>3,752</b>	<b>3,858</b>

Clients = New client records created, is not clients served  
 Services = services provided  
 Enrollments = new clients enrolled in program, includes children  
 Exits = number of clients exiting enrollment, includes children





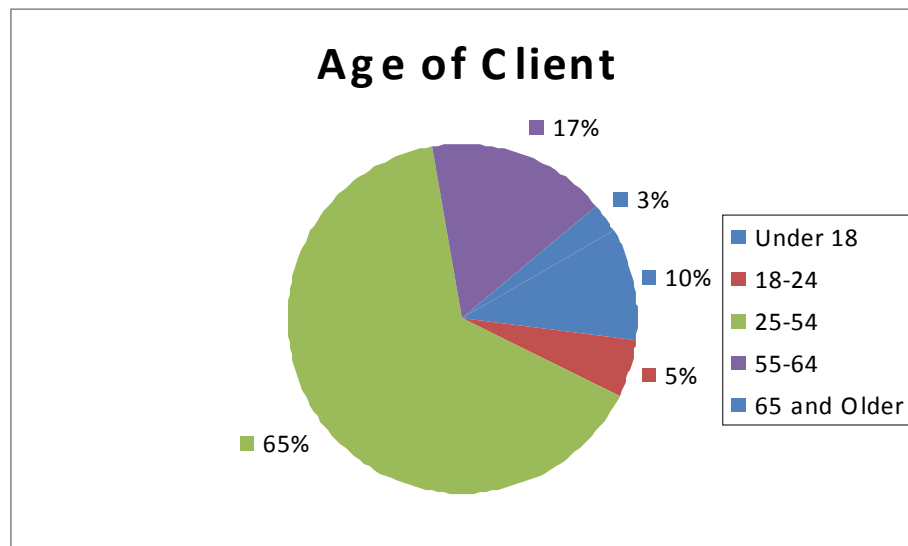
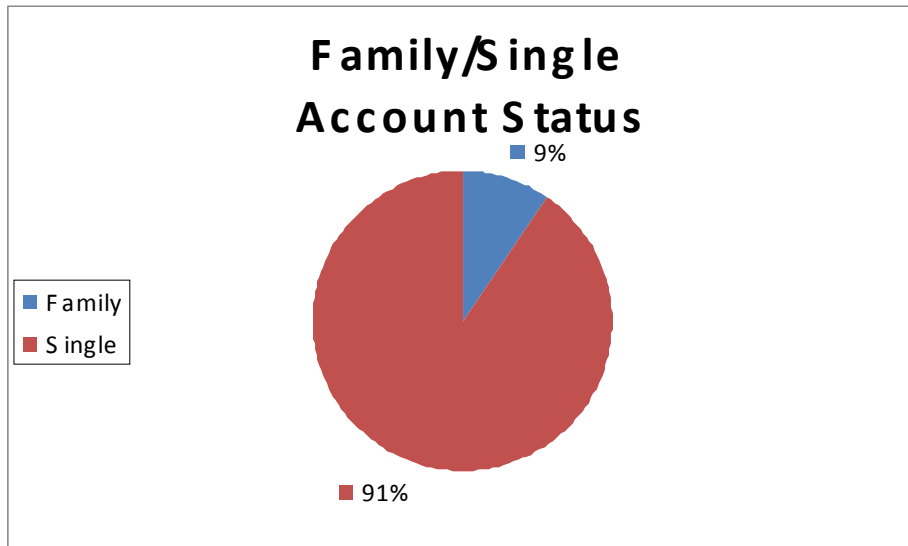
---

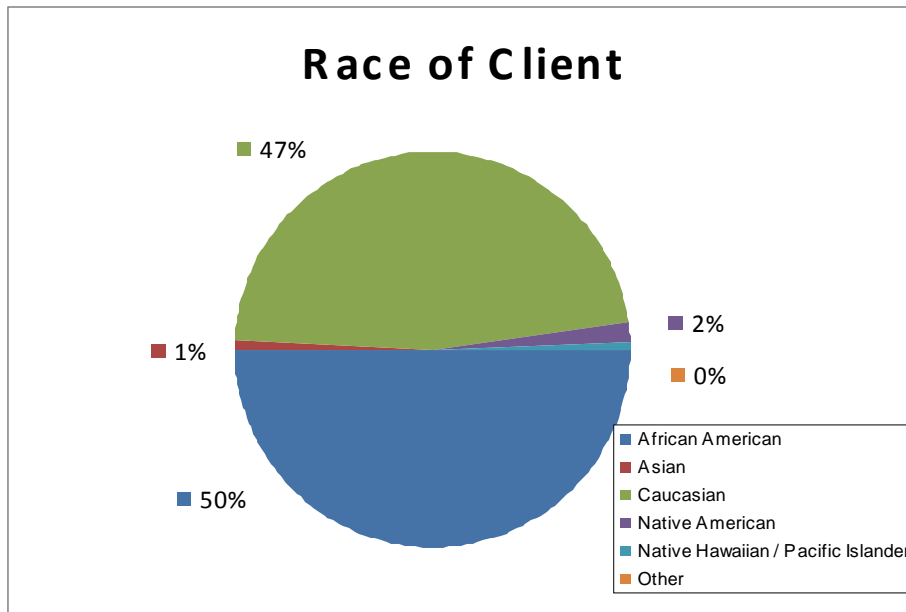
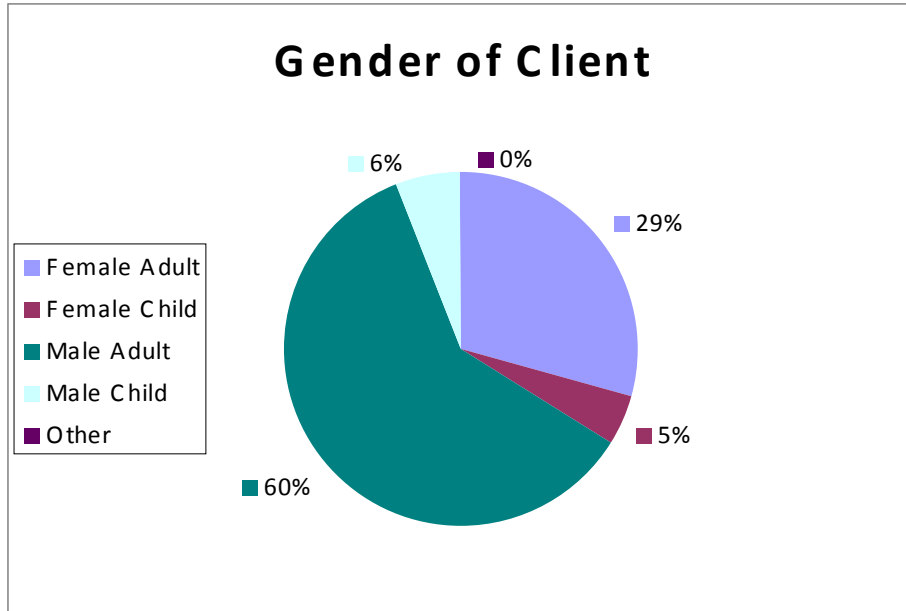
**Monthly Logins by Organization / User**

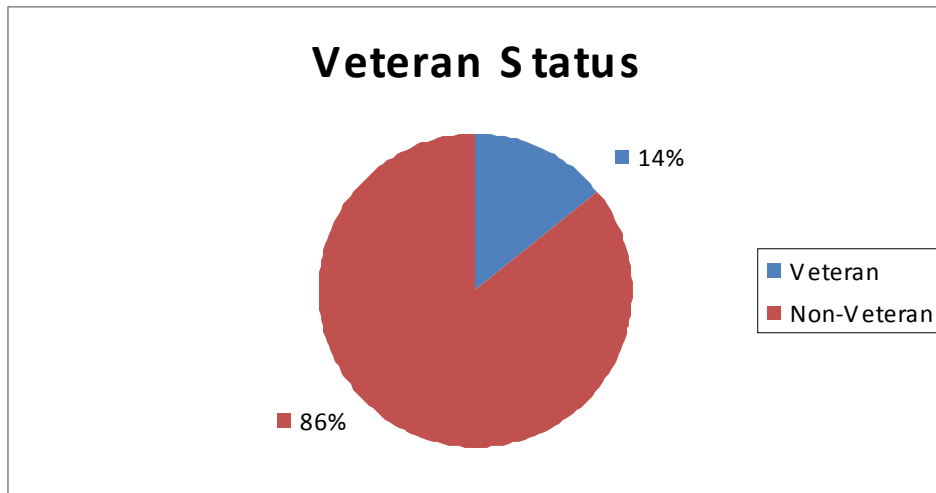
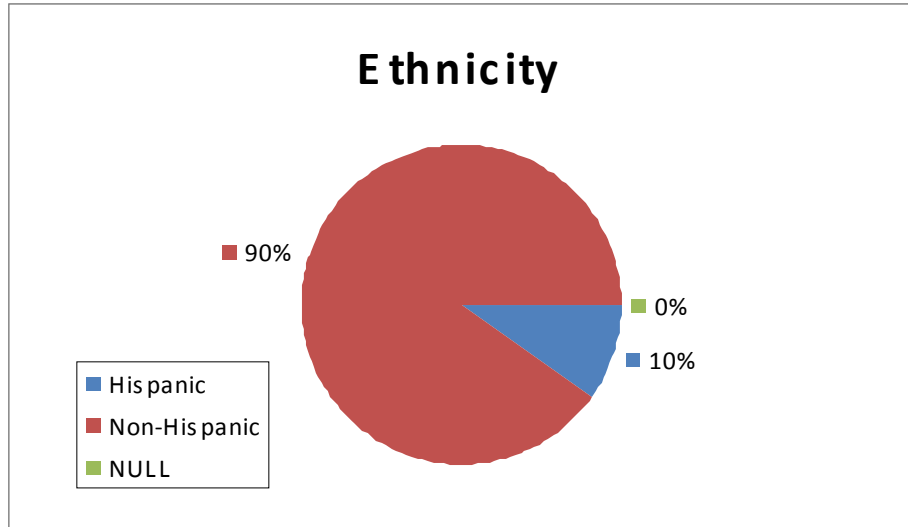

---

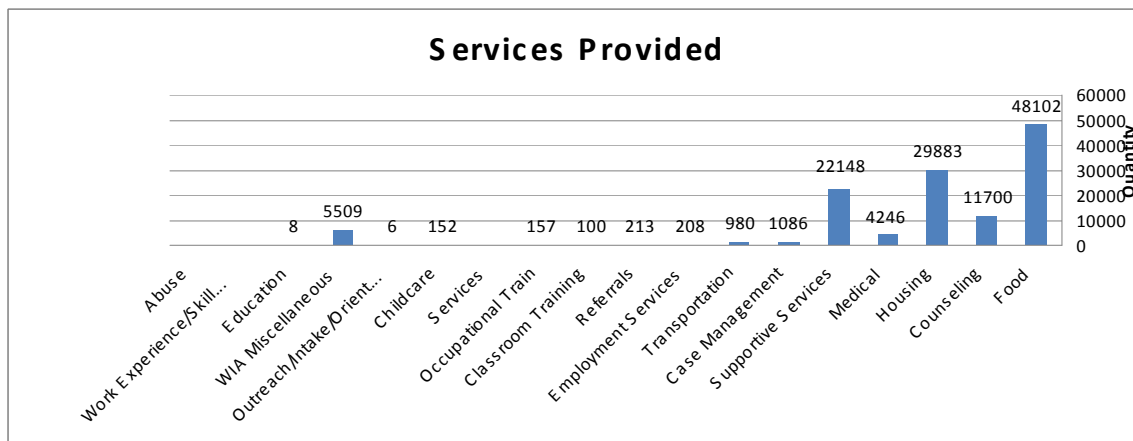
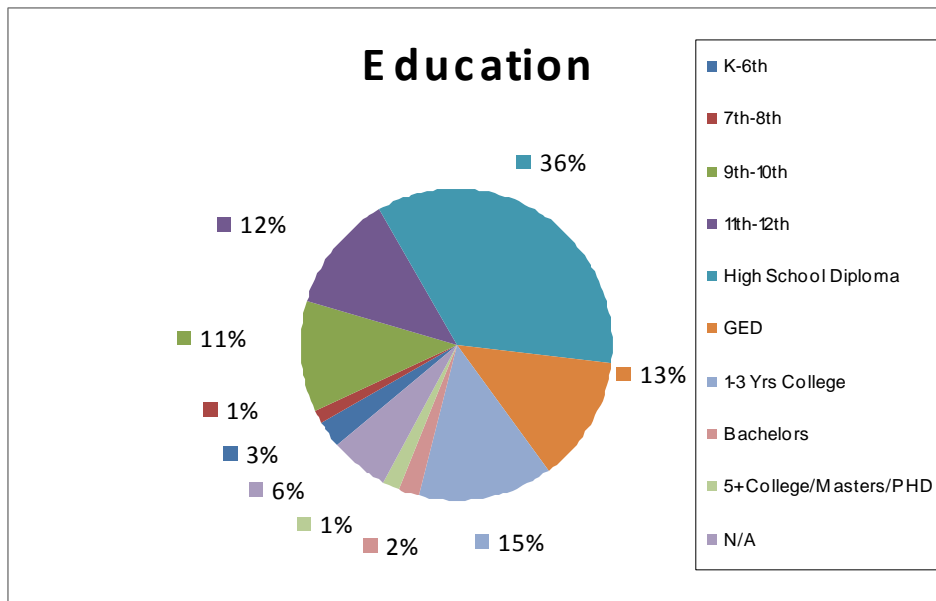
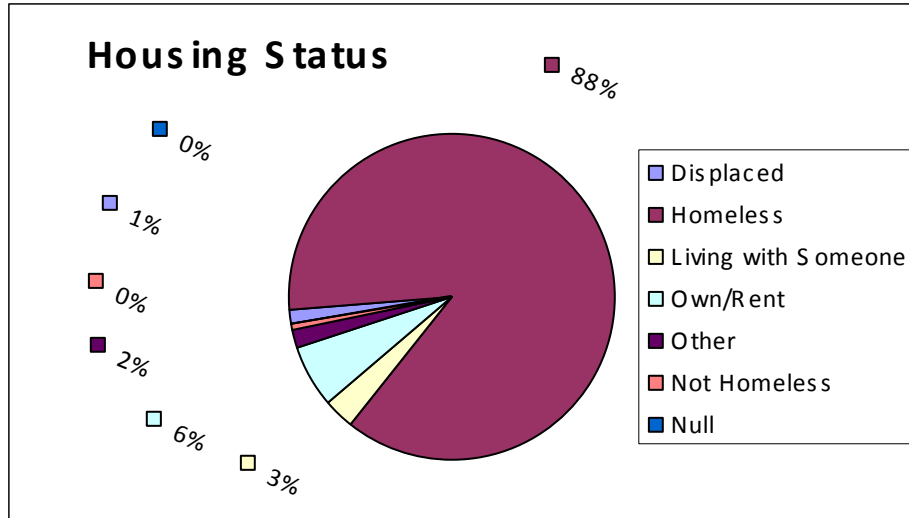
<b>User Count by Org</b>		
<b>Organization</b>	<b># User Login</b>	<b># Times Logged In</b>
All Church Home	2	13
Arlington Housing Authority	1	5
Arlington Life Shelter	7	200
Cenikor Foundation	1	1
Center of Hope		
Community Enrichment Ctr	2	3
Cornerstone Comp. Care	3	15
Day Resource Center	7	378
Dental Health of Arlington		
Fort Worth Housing	4	34
GRACE	2	6
Legal Aid of North Texas	1	4
Lighthouse Services	1	4
MHMR Addiction Services		
MHMR Specialized Services		
Northside Inter-Church Agency	1	
Open Arms Home		
Parents and Children Together	1	5
Parks and Community Services	1	
Presbyterian Night Shelter	28	842
SafeHaven of Tarrant County		
Salvation Army (Arlington)		
Salvation Army (Lancaster)	11	241
Samaritan House	1	8
Resource Recovery Council	5	22
TC Human Services		
TCCDD (University Dr.)	1	5
Texas ReEntry Services	2	30
Union Gospel Mission	19	856
Veteran's Admin		
VOA Faith Program		
VOA Light Program	1	8
Women's Center (Cook's Children Program)		3
YWCA Arl Child Dev.	1	8
YWCA FTW Child Dev.	1	8
YWCA of FTW	3	40

**Demographics ( 2,432 Unduplicated Clients for December 2008)**

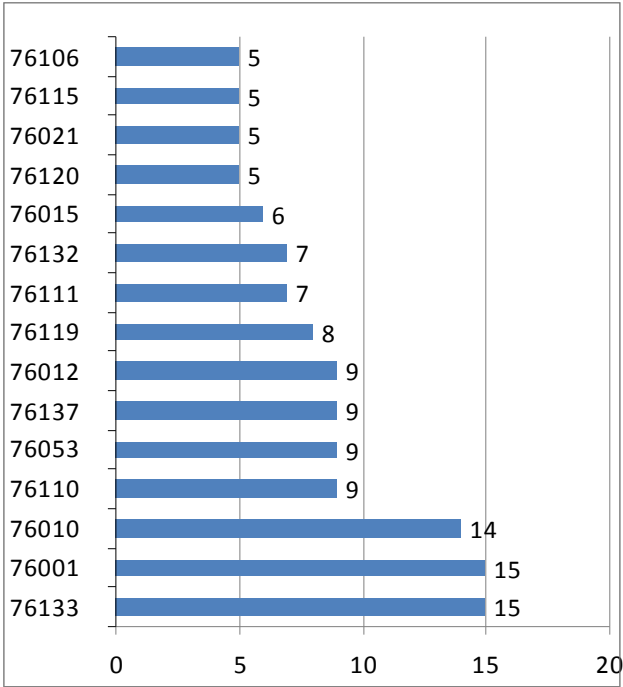
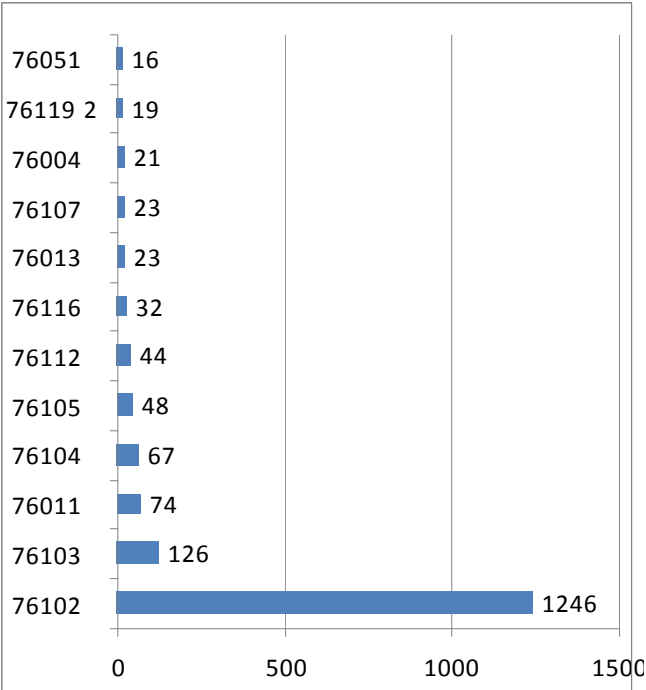








### Zip Codes of Clients



### Prior Zip Code

