

**TARRANT COUNTY ACCESS FOR THE HOMELESS  
HMIS REPORT**

January 1, 2009 – December 31, 2009

**Report for the Month of: February 2009**

**New Cases**

1. 2009 HMIS totals:  
New Clients = 1,320      Service Entries = 254,285      Enrollments = 1,018      Exits = 933
2. Monthly totals:  
New Clients = 513      Service Entries = 121,982      Enrollments = 407      Exits = 398

**Training**

3. Total trainings held in 2009:   7
4. Total training sessions this month:           4
5. People trained during this month:           12
6. Organizations trained this month:           5

**Help Desk Support**

7. Total sites receiving Help Desk support this year:   36
8. Total sites receiving Help Desk support this month:           17
9. Calls received this month:                           206
10. Organizations receiving Help Desk support this month:           17

**Utilization of Software**

Reporting Period	New Clients:	Service Entries:	Enrollments:	Exits:
Jan 09	807	132,303	611	535
Feb 09	513	121,982	407	398
Mar 09				
Apr 09				
May 09				
June 09				
July 09				
Aug 09				
Sept 09				
Oct 09				
Nov 09				
Dec 09				
<b>Cumulative Totals:</b>	<b>1,320</b>	<b>254,285</b>	<b>1,018</b>	<b>933</b>

Clients Served by ES unduplicated for the Month: 1,695  
 Clients Actively Enrolled in TH Programs: 1,134  
 Clients Actively Enrolled in PH Programs: 1,180

### Activity Entry by Organization

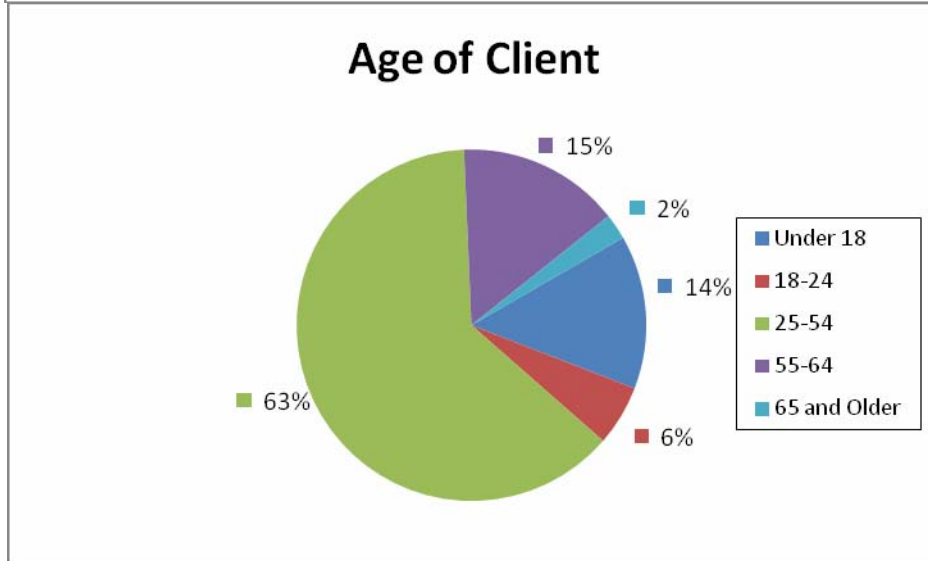
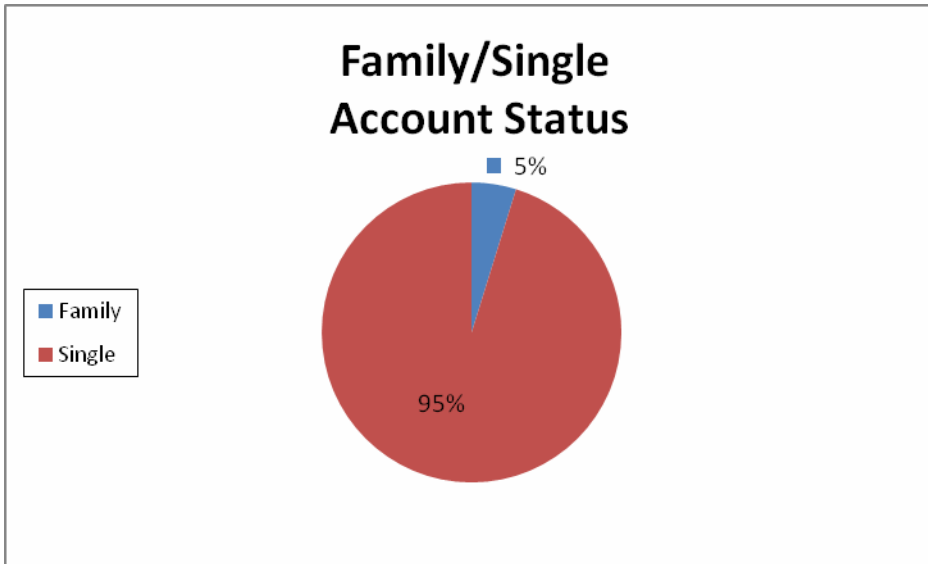
Organization	Current Month				Calendar Year			
	Clients	Services	Enrollments	Exits	Clients	Services	Enrollments	Exits
All Church Home	19	1380			40	1959	14	7
Arlington Housing Authority	2	72	5		4	141	5	4
Arlington Life Shelter	47	6733	41	4	112	15172	115	72
Cenikor Foundation	3	223	1		5	463	5	
Center of Hope								
Community Enrichment Ctr		36		9	29	82	1	6
Cornerstone Comp. Care		9	24		2	46	26	2
Day Resource Center	28	15609	22		68	36494	18	
Dental Health	4	1			4	8		
Fort Worth Housing			13	14	83	32	28	28
GRACE	1	29		4	2	38	1	4
Legal Aid of North Texas								
Lighthouse Services		24				74		
MHMR Addiction Services								
MHMR Specialized Services					2		3	
Northside InterChurch Agency					13	4		
Open Arms Home	1				1			
Parents and Children Together	2				2			
Parks and Community Services								
Presbyterian Night Shelter	76	35906	51	56	140	69405	151	104
Salvation Army (Arlington)	8	29	8	1	8	29	8	1
Salvation Army (Lancaster)	76	12848	8	10	148	27958	15	16
Samaritan House	11		2	2	14		5	4
Resource Recovery Council				1		25	3	2
Safe Haven of Tarrant County	135	3921	135	196	361	8356	361	458
TC Human Services								
TCCDD (University Dr.)					4	2	2	
Texas ReEntry Services	3	29	4	1	3	74	5	1
Union Gospel Mission	64	44906	61	58	176	93371	138	124
VOA Faith Program								
VOA Light Program	1	55		4	22	163	12	16
Women's Center (Cook's Children)		10				26		
YWCA Arl Child Dev.	14	4	10	34	30	11	31	53
YWCA FTW Child Dev.	13		14	3	42	184	28	19
YWCA of FTW	5	158	8	2	5	158	13	4
<b>Totals:</b>	<b>513</b>	<b>121,982</b>	<b>407</b>	<b>398</b>	<b>1,320</b>	<b>254,285</b>	<b>1,018</b>	<b>933</b>

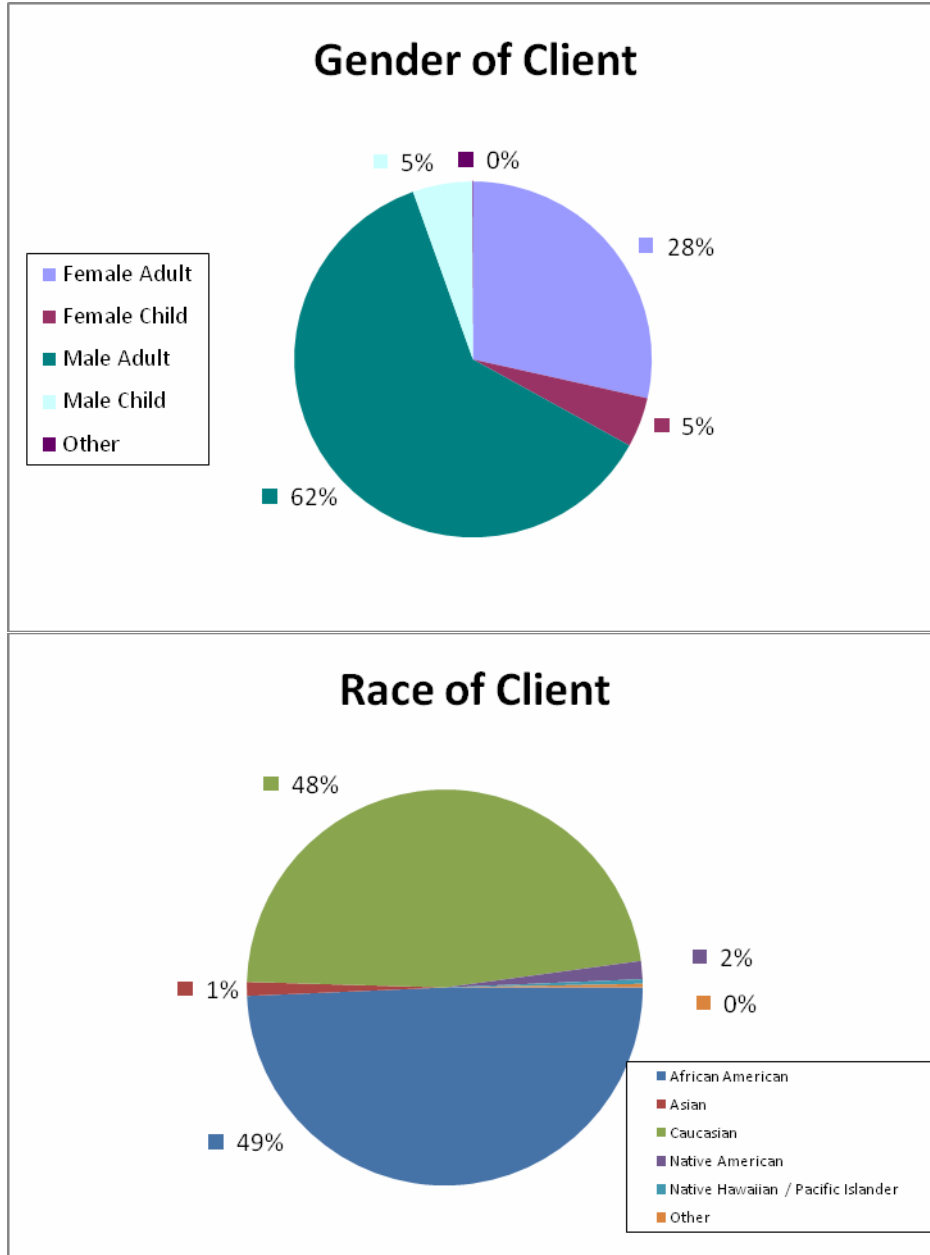
Clients = New client records created, is not clients served  
 Services = services provided  
 Enrollments = new clients enrolled in program, includes children  
 Exits = number of clients exiting enrollment, includes children

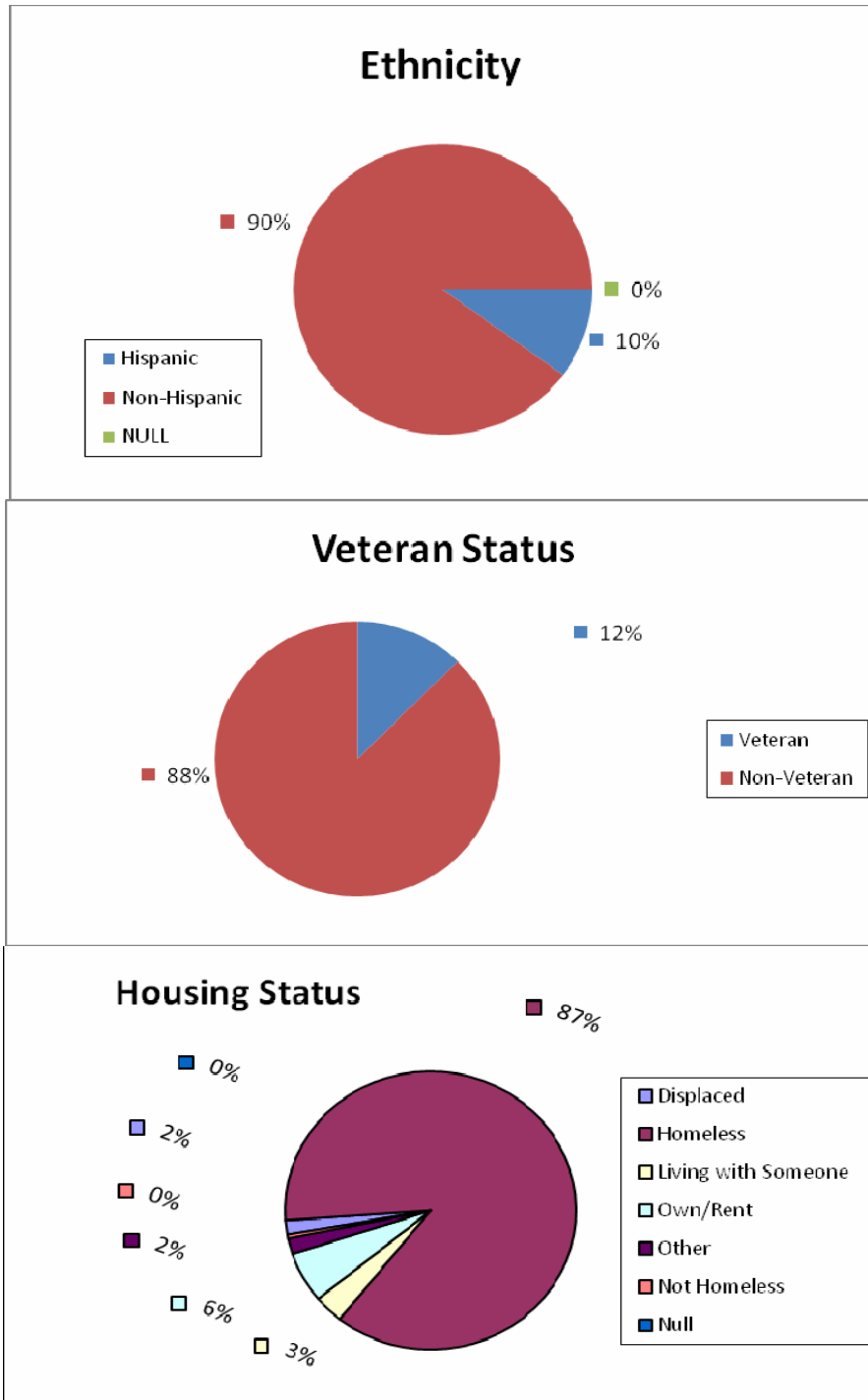
**Monthly Organizations / Users that did not log in for the month**

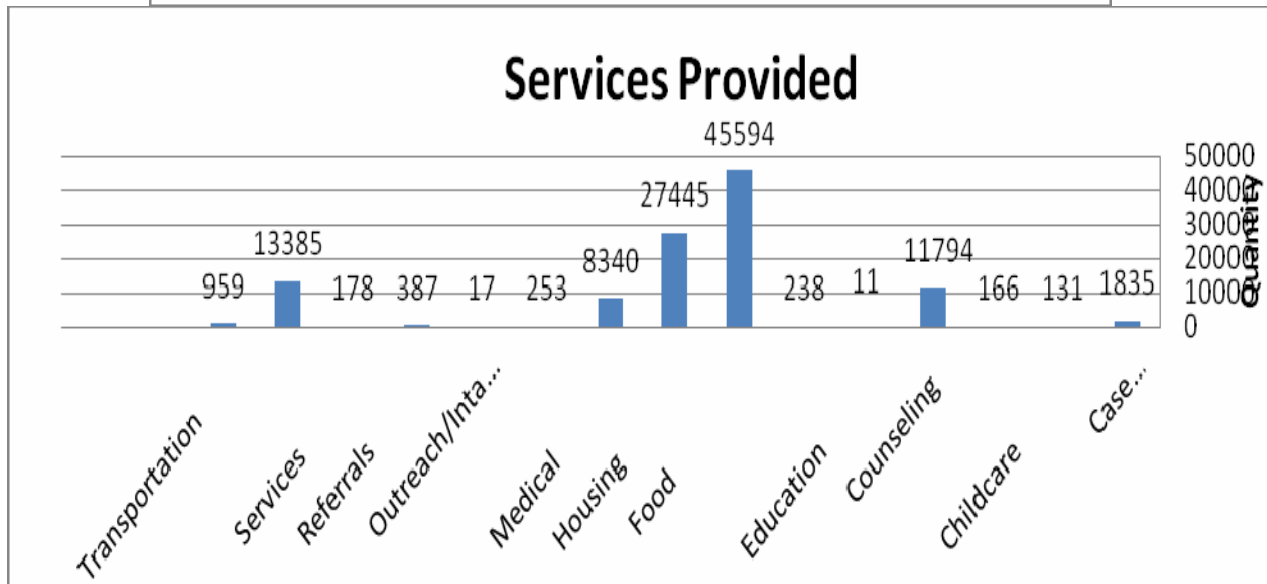
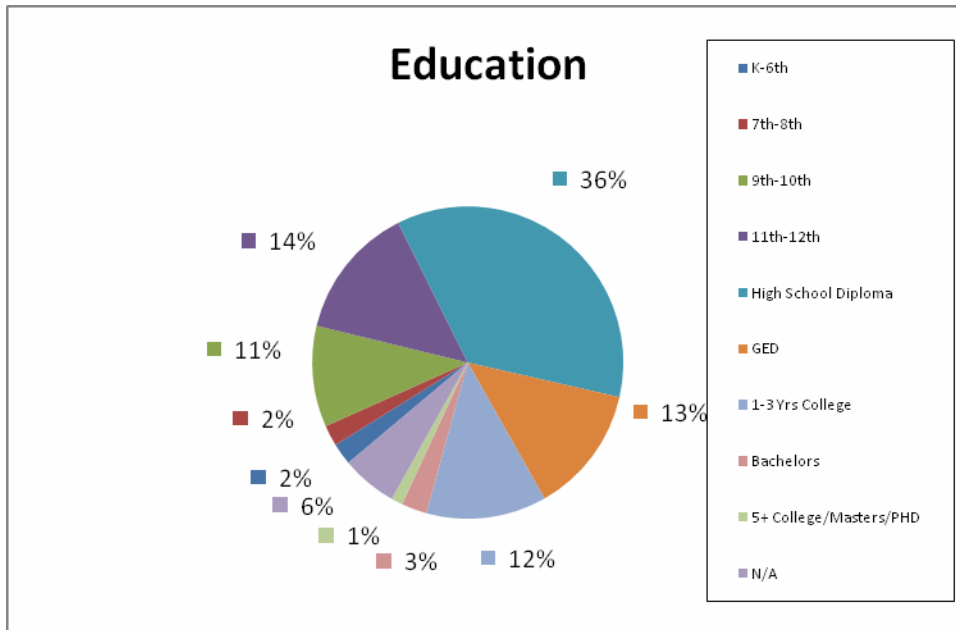
Organization	Org ID	Number of log-ins	Times Logged In
All Church Home	ALL	3	26
Arlington Housing Authority	AHA	1	7
Arlington Life Shelter	ANS	9	200
Cenikor Foundation	CEN	1	15
Center of Hope	COH		
Community Enrichment Center	CEC	4	17
Cornerstone Comprehensive Care	3CP	4	16
Day Resource Center	DRC	8	365
Dental Health of Arlington	DHA	1	6
Fort Worth Housing Authority	FWH	3	15
G.R.A.C.E.	GRA	2	10
Legal Aid of North Texas	LEG	0	
Lighthouse Services	LHS	1	4
MHMR (Addiction Services)	MH1	0	
MHMR Specialized Services	MHM	2	11
Northside Inter-Church Agency	NIC		
Open Arms Home	OAH	1	6
Parents and Children Together	PCT	1	6
Parks and Community Services	PAC	0	
Presbyterian Night Shelter	PNS	26	1088
Recovery Resource Council	TCA	2	3
SafeHaven of TC	WHT	1	2
Salvation Army (Arlington)	SA2	1	10
Salvation Army (Lancaster Ave)	SA1	11	310
Samaritan House	SAM	2	15
Tarrant County Homeless Coalition	TCH		
TC Human Services	THS	0	
TCCDD (University Dr)	CD1	2	7
Tarrant County Public Health	TPH		
Texas ReEntry Services	TIS	1	19
Union Gospel Mission	UGM	20	892
VOA Light Program	VO2	1	5
Volunteers of America-Faith	VO3	0	
Womens Center (Hemphill)	WC1	1	5
YWCA Arl Child Development	YW1	1	4
YWCA Fort Worth Child Develop	YW2	1	3
YWCA of Fort Worth	YWC	2	42

**Demographics ( 2,430 Unduplicated Clients for February 2009)**

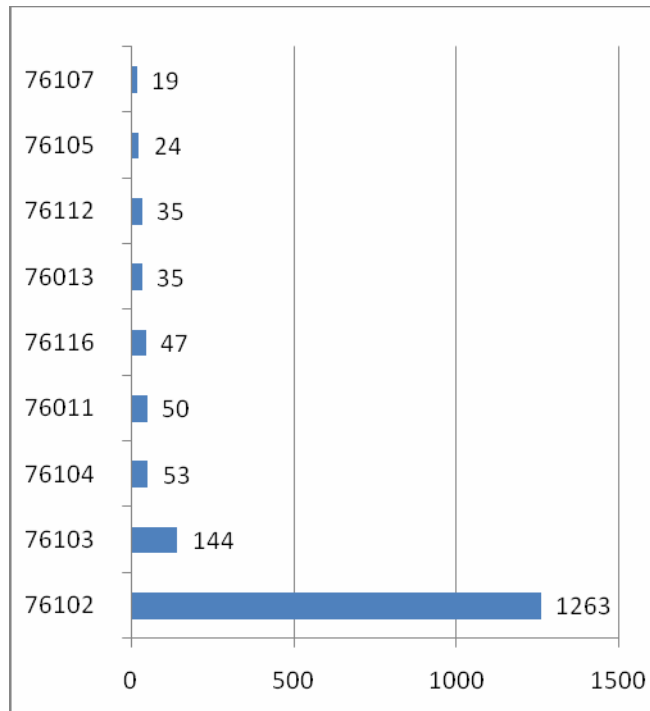
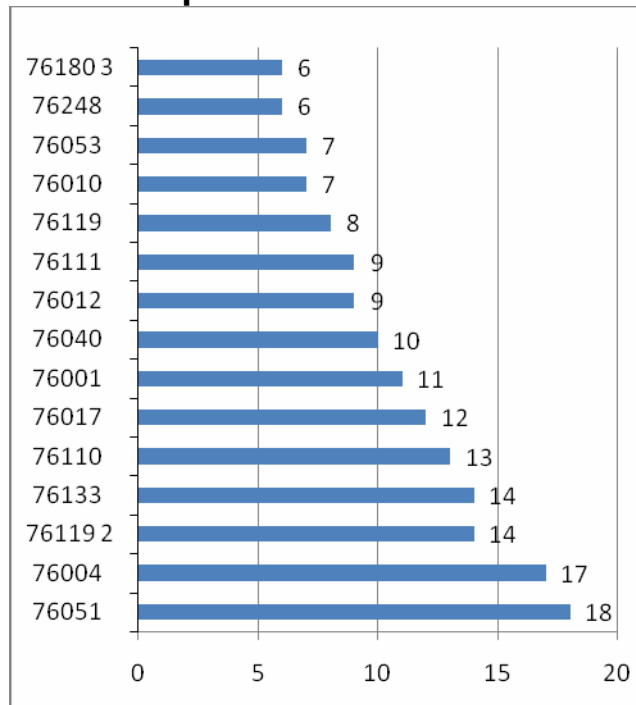








### Zip Codes of Clients



### Prior Zip Code

